

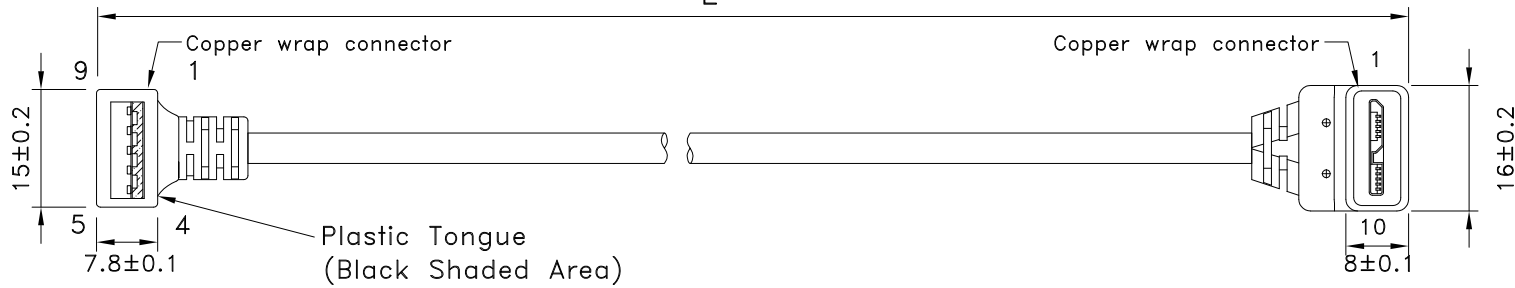
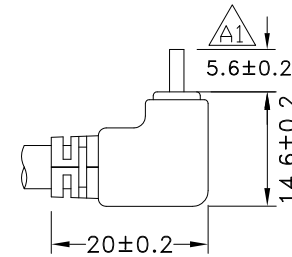
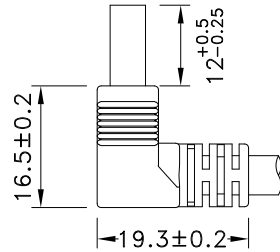
1

2

3

4

REV	ECN#	DESCRIPTION OF REVISION	DRAW BY DATE	CHECK BY DATE	APPROVE BY DATE
A1	ECN-180917	Modify Drawing	Lucas 10/03/18	Lucas 10/03/18	Ray 10/03/18



USB A MALE  
RIGHT ANGLE DOWN  
MOLDED BLACK


PIN OUT	
USB A M	Micro-USB BM
1	RED
2	WHITE
3	GREEN
4	BLACK
5	BLUE
6	YELLOW
7	DRAIN
8	PURPLE
9	ORANGE
SHEEL	BRAID
	SHEEL

Micro USB BM  
RIGHT ANGLE UP  
MOLDED BLACK

GTC  
DOC.CENTER.ISSUE  
OCT.03.2018  
ONLY FOR  
RELEASE

P/N	LENGTH
RR-ADMU-06GR	153 <sup>+20</sup> <sub>-0</sub>
RR-ADMU-10GR	255 <sup>+30</sup> <sub>-0</sub>
RR-ADMU-20GR	508 <sup>+30</sup> <sub>-0</sub>
RR-ADMU-40GR	1016 <sup>+40</sup> <sub>-0</sub>
RR-ADMU-78GR	1980 <sup>+60</sup> <sub>-0</sub>

TITLE USB3.0 AM RIGHT ANGLE DOWN TO Micro-BM RIGHT ANGLE UP					DRAWING NUMBER RR-ADMU-XXGR			REV. A1	
THIRD ANGLE PROJECTION	SIZE B	SCALE 1:1	DRAW / DATE Lucas 05/05/14	CHECK / DATE Ray 05/05/14	APPROVE / DATE Ray 05/05/14	TOLERANCES XX ± 0.5 XXX ± 0.2	ANGLES ± 0.05 ± 1°	UNIT mm	SHEET 1/3

  
**USB FIREWIRE.com**

THE INFORMATION CONTAINED HEREIN IS PROPRIETARY AND CONFIDENTIAL TO RR BUSINESS VENTURES, LLC. THE POSSESSOR AGREES TO THE FOLLOWING:

1. MAINTAIN THIS DOCUMENT IN CONFIDENCE
2. NOT TO REPRODUCE OR COPY IT
3. NOT TO REVEAL OR PUBLISH IT IN WHOLE OR PART

1

2

3

4

1

2

3

4

REV	ECN#	DESCRIPTION OF REVISION	DRAW BY DATE	CHECK BY DATE	APPROVE BY DATE
A1	ECN-180917	Modify Drawing	Lucas 10/03/18	Lucas 10/03/18	Ray 10/03/18

\*\*\*CONSTRUCTION:

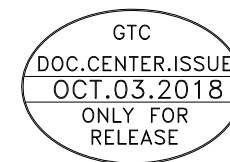
1.CABLE: \* UL2725 (1PR/28#+EAM)\*2+(1PR/28#+A)+2C/24#+AB85%  
OD:5.5mm BLACKE JACKET (REV:3.0)

\*\*\*CONNECTOR:

2.USB A/M: \* USB A "3.0" TYPE 9PIN MALE SOLDER TYPE.(SWEETRAY P/N:CHUSB3AM03B)  
\* PINS: 30u GOLD PLATED OVER NICKEL.  
\* SHELL: STEEL WITH GOLD FLASH .  
\* INSULATOR: BLUE COLOR P.B.T UL 94V-0 RATED.  
\* MOLDED BLACK PVC 45P.

3.Micro-USB B/M: \* MICRO-USB B "3.0" TYPE 10PIN MALE SOLDER TYPE.(SWEETRAY P/N:CHMICROUSB3BM01E)  
\* PINS: 30u GOLD PLATED OVER NICKEL.  
\* SHELL: STEEL WITH GOLD FLASH .  
\* INSULATOR: BLACK COLOR P.B.T UL 94V-0 RATED.  
\* MOLDED BLACK PVC 45P.

4.TEST: \* CT: 2 ohm IS: 5M ohm.  
5.PACKING: \* PACK EACH CABLE IN A POLY BAG AND 25PCS IN A POLY BAG.  
6.MATERIAL: \* MATERIAL WITH RoHS GRADE.



TITLE USB3.0 AM RIGHT ANGLE DOWN TO Micro-BM RIGHT ANGLE UP						DRAWING NUMBER RR-ADMU-XXGR			REV. A1
DD NOT SCALE DRAWINGS	B	1:1	Lucas 05/05/14	Ray 05/05/14	Ray 05/05/14	X.X ± 0.5 X.XX ± 0.2	X.XXX ± 0.05 ANGLES ± 1°	mm	2/3
THIRD ANGLE PROJECTION	SIZE	SCALE	DRAW / DATE	CHECK / DATE	APPROVE / DATE	TOLERANCES		UNIT	SHEET

THE INFORMATION CONTAINED HEREIN IS PROPRIETARY AND CONFIDENTIAL TO RR BUSINESS VENTURES, LLC. THE POSSESSOR AGREES TO THE FOLLOWING

1. MAINTAIN THIS DOCUMENT IN CONFIDENCE
2. NOT TO REPRODUCE OR COPY IT
3. NOT TO REVEAL OR PUBLISH IT IN WHOLE OR PART

1

2

3

4

1

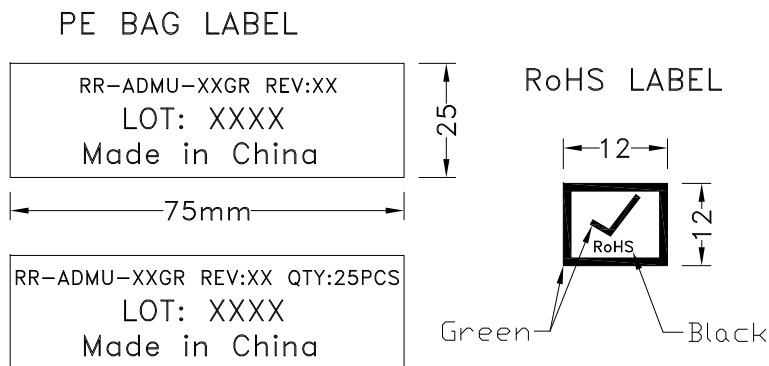
2

3

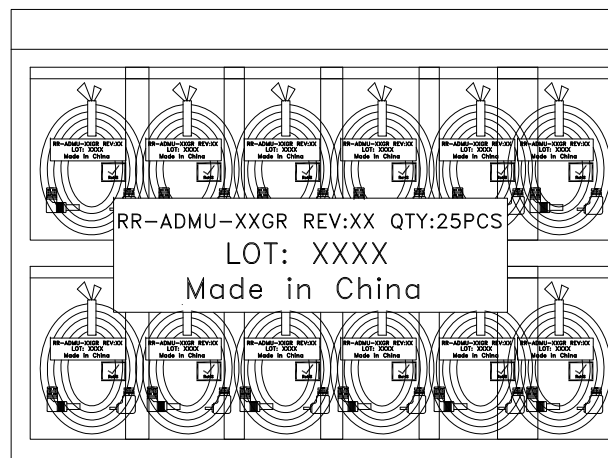
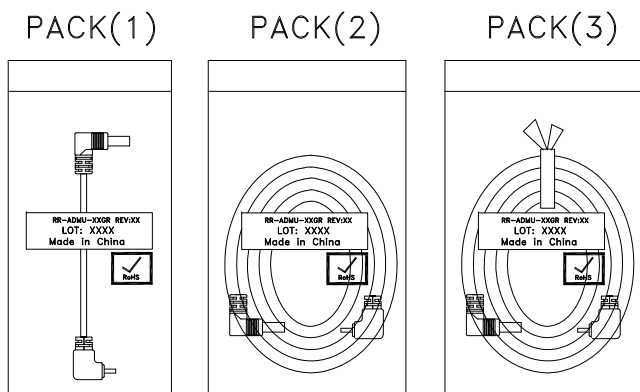
4

REV	ECN#	DESCRIPTION OF REVISION	DRAW BY DATE	CHECK BY DATE	APPROVE BY DATE
A1	ECN-180917	Modify Drawing	Lucas 10/03/18	Lucas 10/03/18	Ray 10/03/18


P/N	LENGTH(mm)	PE BAG(inch)	PACKAGE
RR-ADMU-06GR	153 <sup>+20</sup> <sub>-0</sub>	5.5*10	(1)
RR-ADMU-10GR	255 <sup>+30</sup> <sub>-0</sub>	5.5*10	(2)
RR-ADMU-20GR	508 <sup>+30</sup> <sub>-0</sub>	5.5*10	(2)
RR-ADMU-40GR	1016 <sup>+40</sup> <sub>-0</sub>	5.5*10	(2)
RR-ADMU-78GR	1980 <sup>+60</sup> <sub>-0</sub>	5.5*10	(3)



NOTES:PACK EACH CABLE IN A POLY BAG AND 25PCS IN A POLY BAG.



TITLE USB3.0 AM RIGHT ANGLE DOWN TO Micro-BM RIGHT ANGLE UP						DRAWING NUMBER RR-ADMU-XXGR			REV. A1
THIRD ANGLE PROJECTION	SIZE	SCALE	DRAW / DATE	CHECK / DATE	APPROVE / DATE	TOLERANCES		UNIT	SHEET
DD NOT SCALE DRAWINGS	B	1:1	Lucas 05/05/14	Ray 05/05/14	Ray 05/05/14	X.X ± 0.5 X.XX ± 0.2	X.XXX ± 0.05 ANGLES ± 1°	mm	3/3



**USB FIREWIRE.com**

THE INFORMATION CONTAINED HEREIN IS PROPRIETARY AND CONFIDENTIAL TO RR BUSINESS VENTURES, LLC. THE POSSESSOR AGREES TO THE FOLLOWING

1. MAINTAIN THIS DOCUMENT IN CONFIDENCE
2. NOT TO REPRODUCE OR COPY IT
3. NOT TO REVEAL OR PUBLISH IT IN WHOLE OR PART

1

2

3

4