

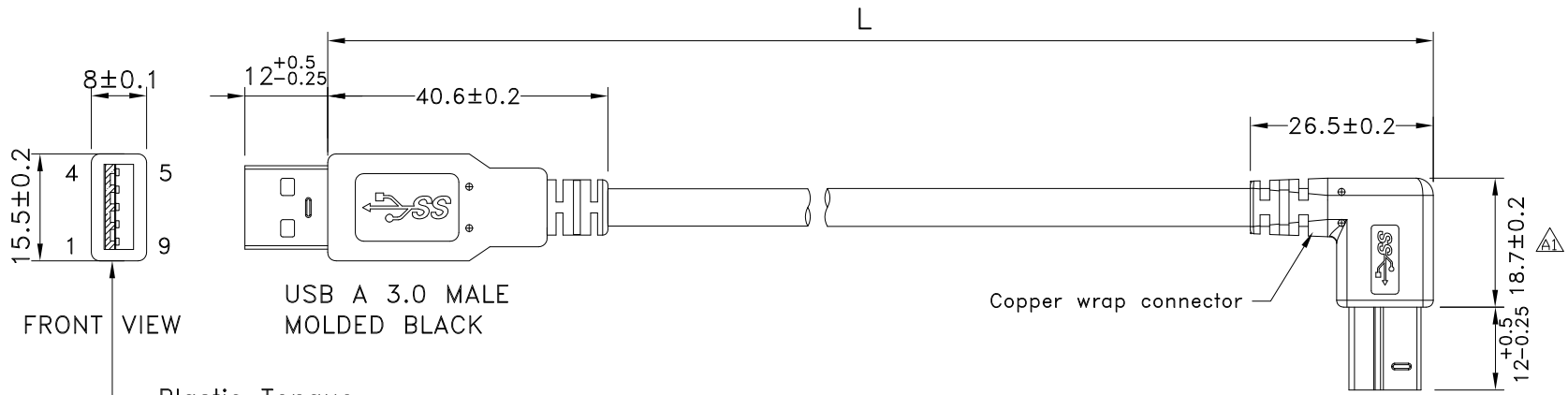
1

2

3

4

REV	ECN#	DESCRIPTION OF REVISION	DRAW BY DATE	CHECK BY DATE	APPROVE BY DATE
A1	ECN-190604	15.5mm->18.7mm	Lucas 06/13/19	Lucas 06/13/19	Ray 06/13/19



FRONT VIEW

USB A 3.0 MALE
MOLDED BLACK

Copper wrap connector

USB B MALE
RIGHT ANGLE DOWN
MOLDED BLACK

Plastic Tongue
(Black Shaded Area)


PIN OUT

USB A M		USB B M
1	RED	1
2	WHITE	2
3	GREEN	3
4	BLACK	4
5	BLUE	5
6	YELLOW	6
7	DRAIN	7
8	PURPLE	8
9	ORANGE	9
	BRAID	
SHEEL		SHEEL

P/N	LENGTH
RR-ASBD-10GR	255 ⁺³⁰ ₀
RR-ASBD-20GR	508 ⁺³⁰ ₀
RR-ASBD-78GR	1980 ⁺⁶⁰ ₀
RR-ASBD-120GR	3048±50
RR-ASBD-180GR	4572±50

GTC
DOC.CENTER.ISSUE
JUN.17.2019
ONLY FOR
RELEASE

TITLE USB3.0 AM TO BM RIGHT ANGLE DOWN					DRAWING NUMBER RR-ASBD-XXGR			REV. A1	
THIRD ANGLE PROJECTION	SIZE B	SCALE 1:1	DRAW / DATE Lucas 03/23/15	CHECK / DATE Lucas 03/23/15	APPROVE / DATE Ray 03/23/15	TOLERANCES X.X ± 0.5 X.XX ± 0.2		UNIT mm	SHEET 1/3



THE INFORMATION CONTAINED HEREIN IS PROPRIETARY AND CONFIDENTIAL TO RR BUSINESS VENTURES, LLC. THE POSSESSOR AGREES TO THE FOLLOWING

1. MAINTAIN THIS DOCUMENT IN CONFIDENCE
2. NOT TO REPRODUCE OR COPY IT
3. NOT TO REVEAL OR PUBLISH IT IN WHOLE OR PART

1

2

3

4

1

2

3

4

REV	ECN#	DESCRIPTION OF REVISION	DRAW BY DATE	CHECK BY DATE	APPROVE BY DATE
A1	ECN-190604	15.5mm->18.7mm	Lucas 06/13/19	Lucas 06/13/19	Ray 06/13/19

***CONSTRUCTION:

1.CABLE: * UL2725 (1PR/28#+EAM)*2+(1PR/28#+A)+2C/24#+AB85%
OD:5.5mm BLACKE JACKET (REV:3.0)

***CONNECTOR:

2.USB A/M: * USB A "3.0" TYPE 9PIN MALE SOLDER TYPE.(NEW-CONN P/N:06801508M5CA)
* PINS: 30u GOLD PLATED OVER NICKEL.
* SHELL: STEEL WITH GOLD FLASH .
* INSULATOR: BLUE COLOR P.B.T UL 94V-0 RATED.
* MOLDED BLACK PVC 45P.

3.USB B/M: * USB B "3.0" TYPE 9PIN MALE SOLDER TYPE. (NEW CONN P/N:06800701MXX0)
* PINS: 30u GOLD PLATED OVER NICKEL.
* SHELL: STEEL WITH GOLD FLASH .
* INSULATOR: BLUE COLOR P.B.T UL 94V-0 RATED.
* MOLDED BLACK PVC 45P.

4.TEST: * CT: 2 ohm IS: 5M ohm.

5.PACKING: * PACK EACH CABLE IN A POLY BAG AND 25PCS IN A POLY BAG.

6.MATERIAL: * MATERIAL WITH RoHS GRADE.



TITLE						DRAWING NUMBER			REV.
USB3.0 AM TO BM RIGHT ANGLE DOWN						RR-ASBD-XXGR			A1
DO NOT SCALE DRAWINGS	B	1:1	Lucas 03/23/15	Lucas 03/23/15	Ray 03/23/15	X.X ± 0.5 X.XX ± 0.2	X.XXX ± 0.05 ANGLES ± 1°	mm	2/3
THIRD ANGLE PROJECTION	SIZE	SCALE	DRAW / DATE	CHECK / DATE	APPROVE / DATE	TOLERANCES		UNIT	SHEET



1

2

3

4

1

2

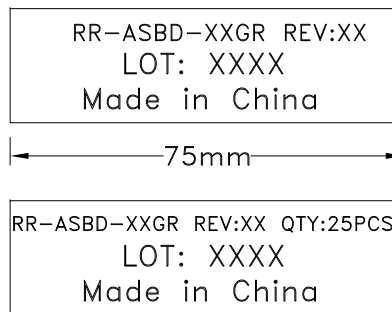
3

4

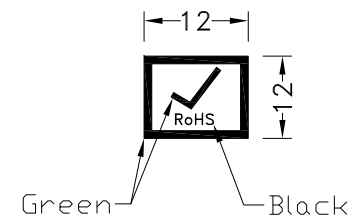
REV	ECN#	DESCRIPTION OF REVISION	DRAW BY DATE	CHECK BY DATE	APPROVE BY DATE
A1	ECN-190604	15.5mm=>18.7mm	Lucas 06/13/19	Lucas 06/13/19	Ray 06/13/19

P/N	LENGTH(mm)	PE BAG(inch)	PACKAGE
RR-ASBD-10GR	255 ⁺³⁰ ₀	5.5"*10	(2)
RR-ASBD-20GR	508 ⁺³⁰ ₀	5.5"*10	(2)
RR-ASBD-78GR	1980 ⁺⁶⁰ ₀	5.5"*10	(3)
RR-ASBD-120GR	3048±50	7"*10	(3)
RR-ASBD-180GR	4572±50	7"*10	(3)

PE BAG LABEL

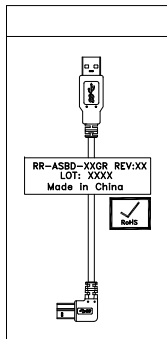


RoHS LABEL

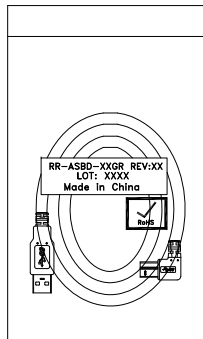


NOTES:PACK EACH CABLE IN A POLY BAG AND 25PCS IN A POLY BAG.

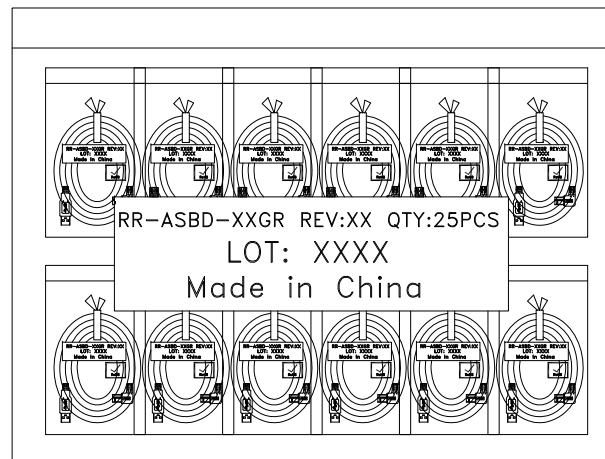
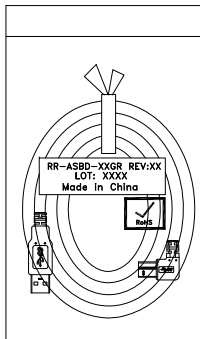
PACK(1)



PACK(2)



PACK(3)



GTC
DOC.CENTER.ISSUE
JUN.17.2019
ONLY FOR
RELEASE

TITLE USB3.0 AM TO BM RIGHT ANGLE DOWN						DRAWING NUMBER RR-ASBD-XXGR			REV. A1
THIRD ANGLE PROJECTION	SIZE B	SCALE 1:1	DRAW / DATE Lucas 03/23/15	CHECK / DATE Lucas 03/23/15	APPROVE / DATE Ray 03/23/15	TOLERANCES X.X ± 0.5 X.XX ± 0.2		UNIT mm	SHEET 3/3
						X.XXX ± 0.05 ANGLES ± 1°			

USB FIREWIRE.com

THE INFORMATION CONTAINED HEREIN IS PROPRIETARY AND CONFIDENTIAL TO RR BUSINESS VENTURES, LLC. THE POSSESSOR AGREES TO THE FOLLOWING

1. MAINTAIN THIS DOCUMENT IN CONFIDENCE
2. NOT TO REPRODUCE OR COPY IT
3. NOT TO REVEAL OR PUBLISH IT IN WHOLE OR PART

1

2

3

4