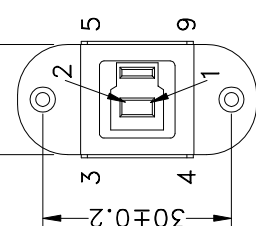
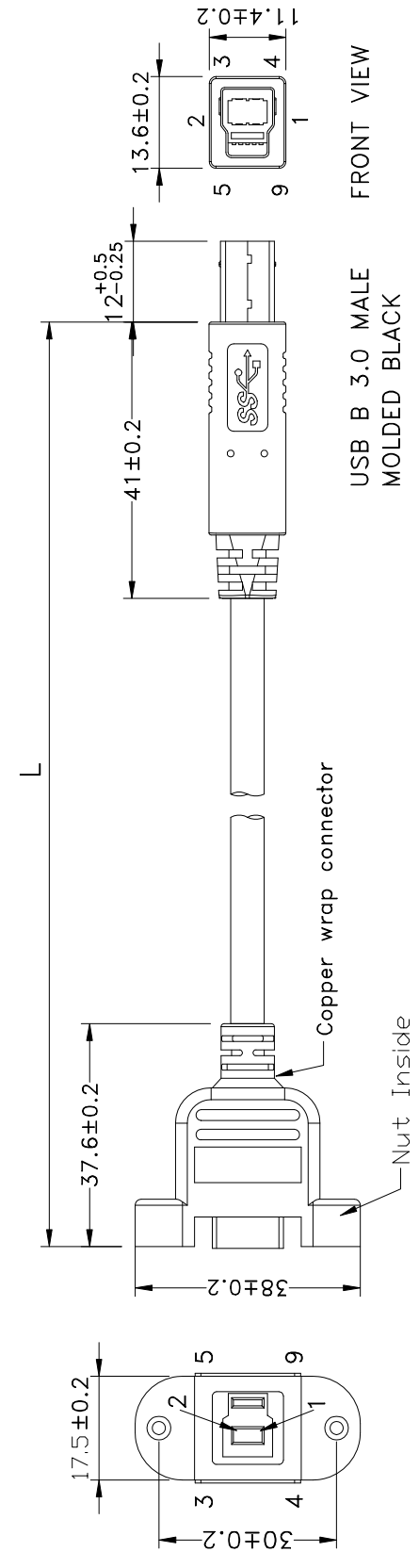


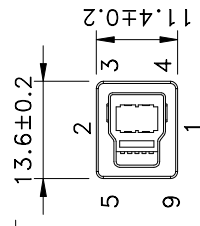
1 2 3 4

REV	ECN#	DESCRIPTION OF REVISION	DRAW BY DATE	CHECK BY DATE	APPROVE BY DATE
A0			Lucas 08/21/14	Roy 08/21/14	Roy 08/21/14



FRONT VIEW

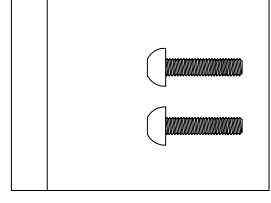
USB B 3.0 FEMALE  
MOLDED BLACK



FRONT VIEW

USB B 3.0 MALE  
MOLDED BLACK

USB B F	PIN OUT	USB B M
1	RED	1
2	WHITE	2
3	GREEN	3
4	BLACK	4
5	BLUE	5
6	YELLOW	6
7	DRAIN	7
8	PURPLE	8
9	ORANGE	9
	SHEEL	SHEEL
	BRAID	SHEEL



P/N	LENGTH
RR-BMBFPM-06GR	153 <sup>+20</sup> <sub>-0</sub>
RR-BMBFPM-10GR	255 <sup>+20</sup> <sub>-0</sub>
RR-BMBFPM-20GR	508 <sup>+30</sup> <sub>-0</sub>
RR-BMBFPM-36GR	915 <sup>+40</sup> <sub>-0</sub>

**www.USBFireWire.com**

NOTICE OF PROPRIETARY PROPERTY:  
 THE INFORMATION CONTAINED HEREIN IS THE PROPRIETARY PROPERTY OF USBFIREWIRE.COM THE POSSESSOR AGREES TO MAINTAIN THIS DOCUMENT IN CONFIDENCE AND NOT TO REPRODUCE OR PUBLISH IT IN WHOLE OR PART (C) ALL RIGHTS RESERVED

TITLE	USB3.0 B TYPE FEMALE TO USB3.0 B TYPE MALE			DRAWING NUMBER	RR-BMBFPM-XXGR	REV.	A0
3RD ANGLE PROJECTION	B	1:1	SCALE	XXX	X.XX	± 0.5	± 0.05
DRAW / DATE	Lucas 08/21/14	RAY 08/21/14	CHECK / DATE	ROY 08/21/14	APPROVE / DATE	ANGLES ± 1°	TOLERANCES
SIZE	B	1:1	UNIT	mm	SHEET	1 / 3	

D

C

B

A

1 2 3 4