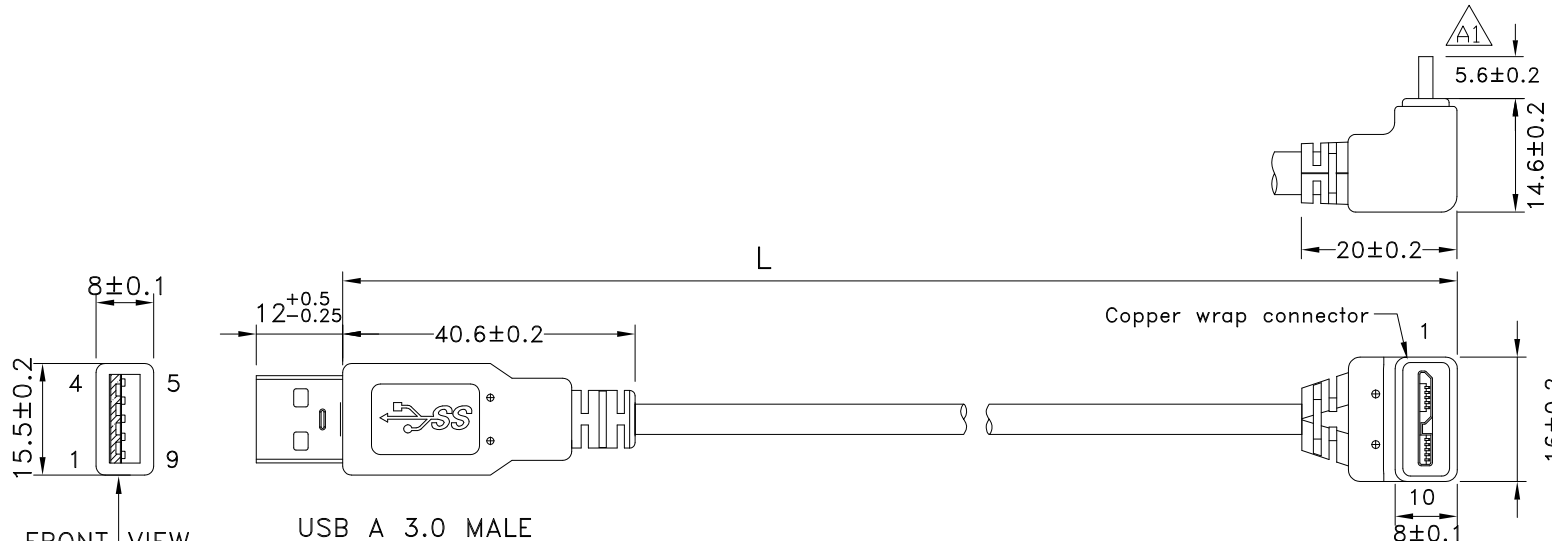


REV	ECN#	DESCRIPTION OF REVISION	DRAW BY DATE	CHECK BY DATE	APPROVE BY DATE
A1	ECN-180919	Modify Drawing	Lucas 10/03/18	Lucas 10/03/18	Ray 10/03/18



PIN OUT

USB A M		Micro-USB BM
1	RED	1
2	WHITE	2
3	GREEN	3
4	BLACK	5
5	BLUE	6
6	YELLOW	7
7	DRAIN	8
8	PURPLE	9
9	ORANGE	10
	BRAID	
SHEEL		SHEEL

Micro USB BM
RIGHT ANGLE UP
MOLDED BLACK

GTC
DOC.CENTER.ISSUE
OCT.03.2018
ONLY FOR
RELEASE

P/N	LENGTH
RR-ASMU-06GR	153 ⁺²⁰ ₋₀
RR-ASMU-10GR	255 ⁺³⁰ ₋₀
RR-ASMU-20GR	508 ⁺³⁰ ₋₀
RR-ASMU-78GR	1980 ⁺⁶⁰ ₋₀
RR-ASMU-90GR	2286 ⁺⁶⁰ ₋₀
RR-ASMU-180GR	4575 ⁺⁸⁰ ₋₀

TITLE						DRAWING NUMBER				REV.	
USB3.0 AM TO Micro-BM RIGHT ANGLE UP						RR-ASMU-XXGR				A1	
	B	1:1	Lucas 06/23/14	Ray 06/23/14	Ray 06/23/14	X.X ± 0.5	X.XX ± 0.2	X.XXX ± 0.05	ANGLES ± 1°	mm	1/3
THIRD ANGLE PROJECTION	SIZE	SCALE	DRAW / DATE	CHECK / DATE	APPROVE / DATE	TOLERANCES			UNIT	SHEET	

USB FIREWIRE.com

THE INFORMATION CONTAINED HEREIN IS PROPRIETARY AND CONFIDENTIAL TO RR BUSINESS VENTURES, LLC. THE POSSESSOR AGREES TO THE FOLLOWING

1. MAINTAIN THIS DOCUMENT IN CONFIDENCE
2. NOT TO REPRODUCE OR COPY IT
3. NOT TO REVEAL OR PUBLISH IT IN WHOLE OR PART

1

2

3

4

REV	ECN#	DESCRIPTION OF REVISION	DRAW BY DATE	CHECK BY DATE	APPROVE BY DATE
A1	ECN-180919	Modify Drawing	Lucas 10/03/18	Lucas 10/03/18	Ray 10/03/18

***CONSTRUCTION:

1.CABLE: * UL2725 (1PR/28#+EAM)*2+(1PR/28#+A)+2C/24#+AB85%
 OD:5.5mm BLACKE JACKET (REV:3.0)

***CONNECTOR:

2.USB A/M: * USB A "3.0" TYPE 9PIN MALE SOLDER TYPE.(NEW-CONN P/N:06801508M5CA)
 * PINS: 30u GOLD PLATED OVER NICKEL.
 * SHELL: STEEL WITH GOLD FLASH .
 * INSULATOR: BLUE COLOR P.B.T UL 94V-0 RATED.
 * MOLDED BLACK PVC 45P.

3.Micro-USB B/M: * MICRO-USB B "3.0" TYPE 10PIN MALE SOLDER TYPE.(SWEETRAY P/N:CHMICROUSB3BM01E)
 * PINS: 30u GOLD PLATED OVER NICKEL.
 * SHELL: STEEL WITH GOLD FLASH .
 * INSULATOR: BLACK COLOR P.B.T UL 94V-0 RATED.
 * MOLDED BLACK PVC 45P.

4.TEST: * CT: 2 ohm IS: 5M ohm.
 5.PACKING: * PACK EACH CABLE IN A POLY BAG AND 25PCS IN A POLY BAG.
 6.MATERIAL: * MATERIAL WITH RoHS GRADE.



TITLE USB3.0 AM TO Micro-BM RIGHT ANGLE UP						DRAWING NUMBER RR-ASMU-XXGR			REV. A1
	B	1:1	Lucas 06/23/14	Ray 06/23/14	Ray 06/23/14	X.X ± 0.5 X.XX ± 0.2	X.XXX ± 0.05 ANGLES ± 1°	mm	2/3
THIRD ANGLE PROJECTION	SIZE	SCALE	DRAW / DATE	CHECK / DATE	APPROVE / DATE	TOLERANCES		UNIT	SHEET

THE INFORMATION CONTAINED HEREIN IS PROPRIETARY AND CONFIDENTIAL TO RR BUSINESS VENTURES, LLC. THE POSSESSOR AGREES TO THE FOLLOWING
 1. MAINTAIN THIS DOCUMENT IN CONFIDENCE
 2. NOT TO REPRODUCE OR COPY IT
 3. NOT TO REVEAL OR PUBLISH IT IN WHOLE OR PART

1

2

3

4

1

2

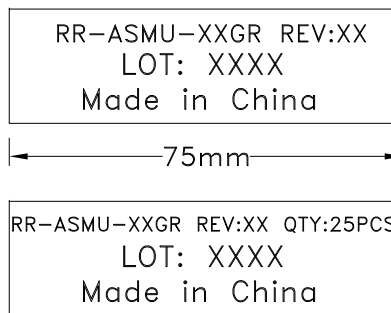
3

4

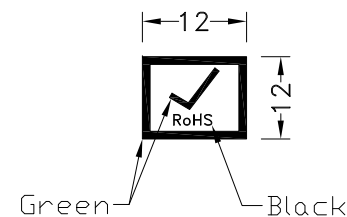
REV	ECN#	DESCRIPTION OF REVISION	DRAW BY DATE	CHECK BY DATE	APPROVE BY DATE
A1	ECN-180919	Modify Drawing	Lucas 10/03/18	Lucas 10/03/18	Ray 10/03/18

P/N	LENGTH(mm)	PE BAG(Inch)	PACKAGE
RR-ASMU-06GR	153 ⁺²⁰ ₋₀	5.5"*10	(1)
RR-ASMU-10GR	255 ⁺³⁰ ₋₀	5.5"*10	(2)
RR-ASMU-20GR	508 ⁺³⁰ ₋₀	5.5"*10	(2)
RR-ASMU-78GR	1980 ⁺⁶⁰ ₋₀	5.5"*10	(3)
RR-ASMU-90GR	2286 ⁺⁶⁰ ₋₀	5.5"*10	(3)
RR-ASMU-180GR	4575 ⁺⁸⁰ ₋₀	5.5"*10	(3)

PE BAG LABEL

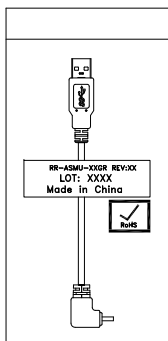


RoHS LABEL

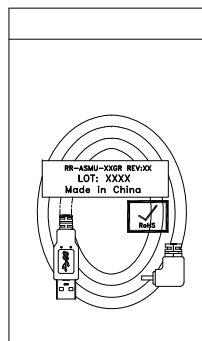


NOTES:PACK EACH CABLE IN A POLY BAG AND 25PCS IN A POLY BAG.

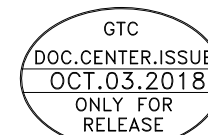
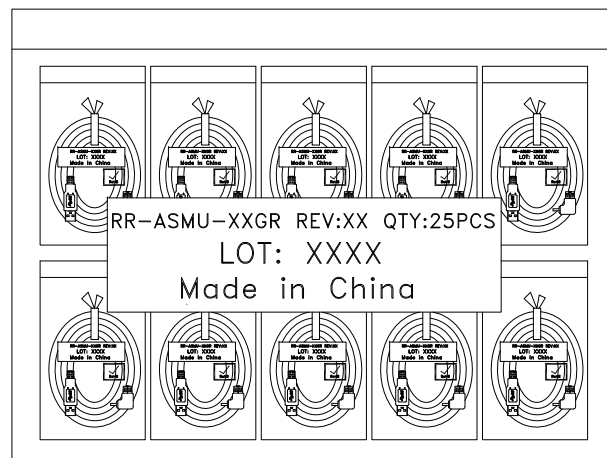
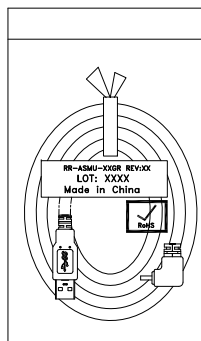
PACK(1)



PACK(2)



PACK(3)



TITLE USB3.0 AM TO Micro-BM RIGHT ANGLE UP					DRAWING NUMBER RR-ASMU-XXGR			REV. A1
THIRD ANGLE PROJECTION	SIZE	SCALE	DRAW / DATE	CHECK / DATE	APPROVE / DATE	TOLERANCES		SHEET
	B	1:1	Lucas 06/23/14	Ray 06/23/14	Ray 06/23/14	X.X ± 0.5 X.XX ± 0.2	X.XXX ± 0.05 ANGLES ± 1°	mm 3/3

THE INFORMATION CONTAINED HEREIN IS PROPRIETARY AND CONFIDENTIAL TO RR BUSINESS VENTURES, LLC. THE POSSESSOR AGREES TO THE FOLLOWING

1. MAINTAIN THIS DOCUMENT IN CONFIDENCE
2. NOT TO REPRODUCE OR COPY IT
3. NOT TO REVEAL OR PUBLISH IT IN WHOLE OR PART

1

2

3

4