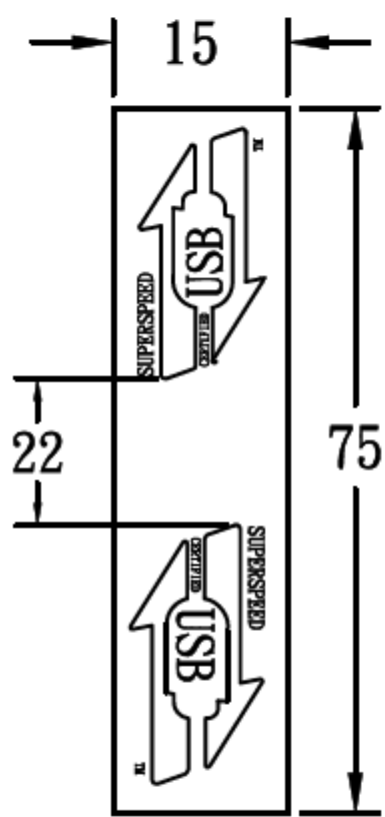
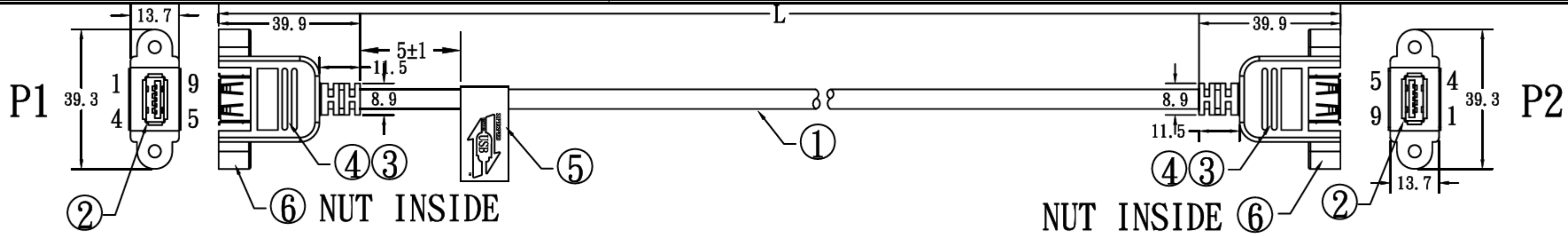


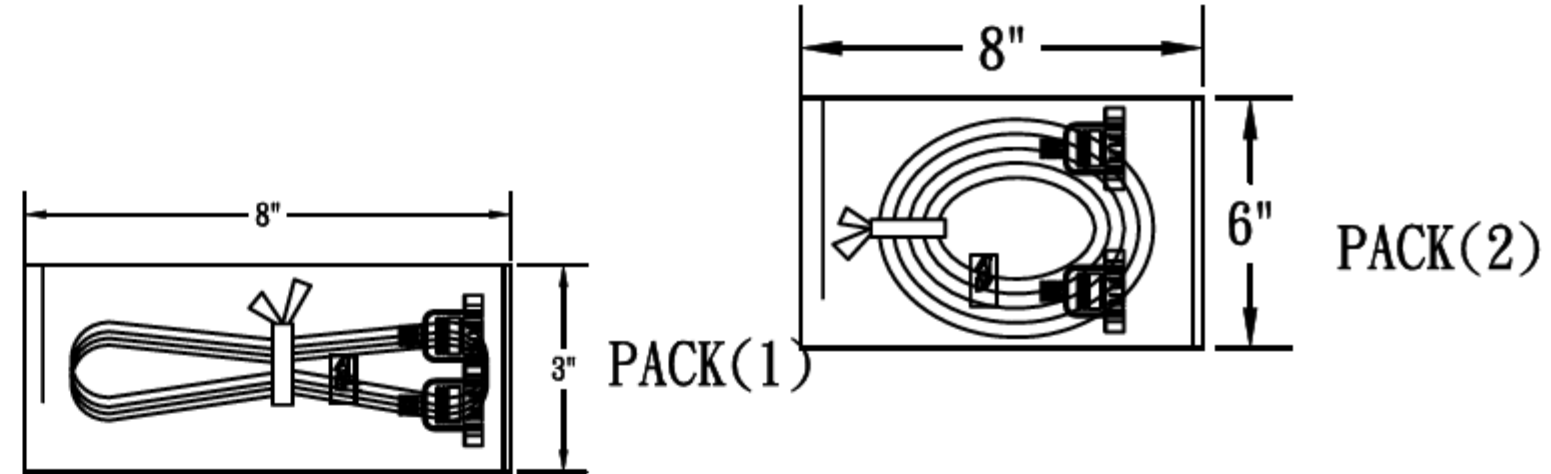
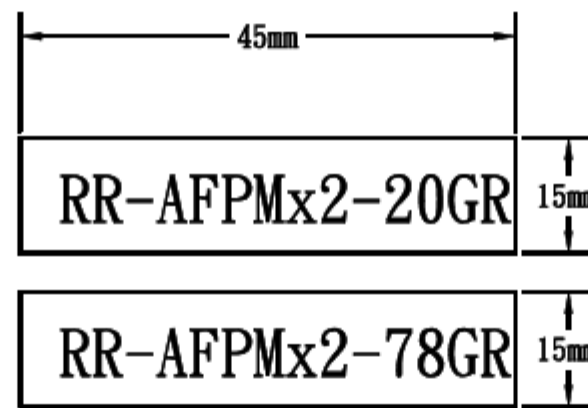
CHANGE VERSION	REMARKS	C	
A	11/04/30	REL	
B	11/06/05	CFM TOLERANCE	



PIN OUT:

P1	P2	
1	1	RD
2	2	WH
3	3	GN
4	4	BK
5	5	BL
6	6	YL
7	7	SDP DRAIN
8	8	PR
9	9	OR
S	S	DRAIN

P/N	LENGTH	CABLE L	PE BAG	PACKAGE
RR-AFPMx2-20GR	508 ⁺³⁰ ₋₀	500mm	06*3"*8"	(1)
RR-AFPMx2-78GR	1980 ⁺⁶⁰ ₋₀	1980mm	06*6"*8"	(2)



MATERIAL LIST :

NO.	P/NAME	DESCRIPTION	Q' TY
1	WIRE	UL20276 [28AWG(7/0.12 TC)*1P+1+AL+MYLAR]*2C+28AWG(7/0.12 TC)*1P+24AWG(7/0.20 TC)*2C+AL+1(BC)+80B(AM) OD:5.5±0.15 BLACK(B792) USB3.0 VERSION	1
2	PLUG	USB 3.0"A"TYPE FEMALE GOLD PLATED	2
3	PLUG	LD PE PVC	4g
4	PVC	35P BLACK(B792)PVC	30g
5	STICKER	AS ABOVE(15*75mm)	1
6	NUT	#4-40 NUT	4
7	SCREW	#4-40 5.3*10mm+TYPE SCREW	4
8	PACKAGE	1PCE/PE BAG:06*A"*B", + P/N STICKER (2PCS 5.3*10mm+TYPE SCREW, IN 06*2.5*5CM PE BAG)	1

MOLD TOOL NO. USB 3.0 AF NEW TOOLING	www.USBFireWire.com			DRAWN BY Marcos
		SCALE	UNIT	REV
			MM	B
	FILE NAME	CUSTOMER		CHECKED BY
OW1104063				
DATE	CUSTOMER P/N	APPROVED BY		
11/06/05	RR-AFPMX2-XXGR			

RoHS