

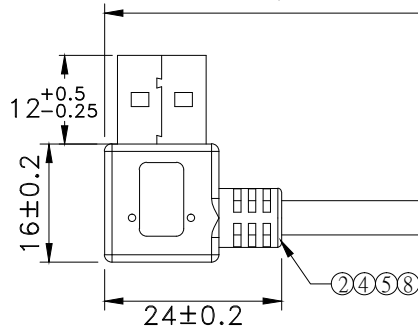
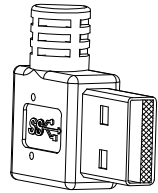
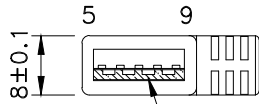
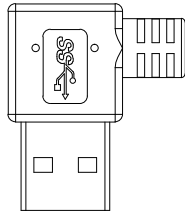
1

2

3

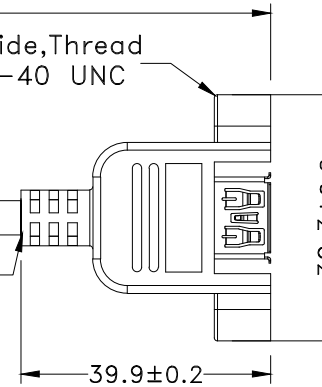
4

REV	ECN#	DESCRIPTION OF REVISION	DRAW BY DATE	CHECK BY DATE	APPROVE BY DATE
A1	ECN-200924	Add Nut Size	Lucas 09/23/20	Lucas 09/23/20	Ray 09/23/20

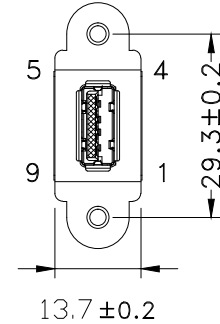
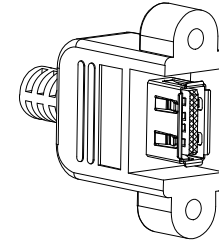


USB A MALE
RIGHT ANGLE LEFT
MOLDED BLACK

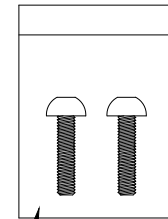
⚠ Nut Inside, Thread
size: #4-40 UNC



USB A 3.0 FEMALE
MOLDED BLACK



FRONT VIEW




USB A M		USB A F	
1	RED	1	
2	WHITE	2	
3	GREEN	3	
4	BLACK	4	
5	BLUE	5	
6	YELLOW	6	
7	DRAIN	7	
8	PURPLE	8	
9	ORANGE	9	
	BRAID		
SHEEL		SHEEL	

GTC
DOC. CENTER ISSUE
NOV. 25, 2024
ONLY FOR
RELEASE

P/N	LENGTH
RR-ALAFPM-06GR	153 ⁺²⁰ ₋₀
RR-ALAFPM-12GR	305 ⁺²⁰ ₋₀
RR-ALAFPM-24GR	610 ⁺³⁰ ₋₀
RR-ALAFPM-36GR	915 ⁺⁴⁰ ₋₀

TITLE USB3.0 AM RIGHT-ANGLE LEFT TO A FEMALE						DRAWING NUMBER RR-ALAFPM-XXGR			REV. A1
DD NOT SCALE DRAWINGS	B	1:1	Lucas 02/17/15	Ray 02/17/15	Ray 02/17/15	XX ± 0.5	XXX ± 0.05	mm	1/3
THIRD ANGLE PROJECTION	SIZE	SCALE	DRAW / DATE	CHECK / DATE	APPROVE / DATE	TOLERANCES		UNIT	SHEET


USBFIREWIRE.com

THE INFORMATION CONTAINED HEREIN IS PROPRIETARY AND CONFIDENTIAL TO RR BUSINESS VENTURES, LLC. THE POSSESSOR AGREES TO THE FOLLOWING

1. MAINTAIN THIS DOCUMENT IN CONFIDENCE
2. NOT TO REPRODUCE OR COPY IT
3. NOT TO REVEAL OR PUBLISH IT IN WHOLE OR PART

1

2

3

4

1

2

3

4

REV	ECN#	DESCRIPTION OF REVISION	DRAW BY DATE	CHECK BY DATE	APPROVE BY DATE
A1	ECN-200924	Add Nut Size	Lucas 09/23/20	Lucas 09/23/20	Ray 09/23/20

ITEM	Part name	MATERIAL/FINISH	Q,ty
1	Cable	UL2725 (1PR/28#+EAM)*2+(1PR/28#+A)+2C/24#+AB85% OD:5.5mm BLACK PVC JACKET	1
2	USB 3.0 AM	USB3.0 A TYPE 9PIN MALE SOLDER TYPE	1
		PINS: 30u GOLD PLATED OVER NICKEL	
		INSULATOR: BLUE COLOR P.B.T UL 94V-0 RATED	
		SHELL: STEEL WITH GOLD FLASH	
3	USB 3.0 AF	USB 3.0 A TYPE FEMALE SOLDER TYPE	1
		PINS: 30u GOLD PLATED OVER NICKEL	
		INSULATOR: BLUE COLOR P.B.T UL 94V-0 RATED	
		SHELL: STEEL WITH GOLD FLASH	
4	inner Mold	HENKEL: A2035 94A	
5	Over Mold	BLACK PVC 45P	
6	SCREW	5.0*11mm	2
7	NUT	#4-40UNC L=3mm W=6.3mm	2
8	Copper foil	Copper foil	



TITLE USB3.0 AM RIGHT-ANGLE LEFT TO A FEMALE				DRAWING NUMBER RR-ALAFPM-XXGR				REV. A1	
	B	1:1	Lucas 02/17/15	Ray 02/17/15	Ray 02/17/15	X.X ± 0.5 X.XX ± 0.2	X.XXX ± 0.05 ANGLES ± 1°	mm	2/3
THIRD ANGLE PROJECTION	SIZE	SCALE	DRAW / DATE	CHECK / DATE	APPROVE / DATE	TOLERANCES		UNIT	SHEET

THE INFORMATION CONTAINED HEREIN IS PROPRIETARY AND CONFIDENTIAL TO RR BUSINESS VENTURES, LLC. THE POSSESSOR AGREES TO THE FOLLOWING

1. MAINTAIN THIS DOCUMENT IN CONFIDENCE
2. NOT TO REPRODUCE OR COPY IT
3. NOT TO REVEAL OR PUBLISH IT IN WHOLE OR PART

1

2

3

4

1

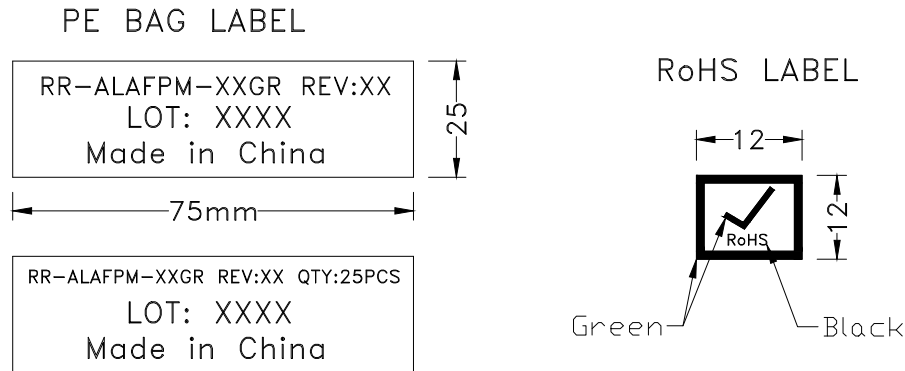
2

3

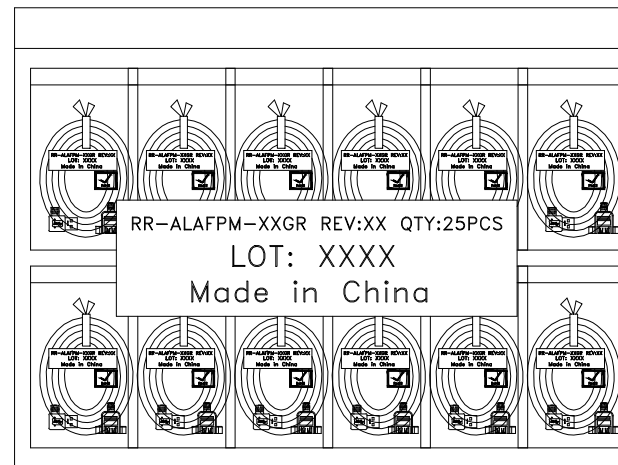
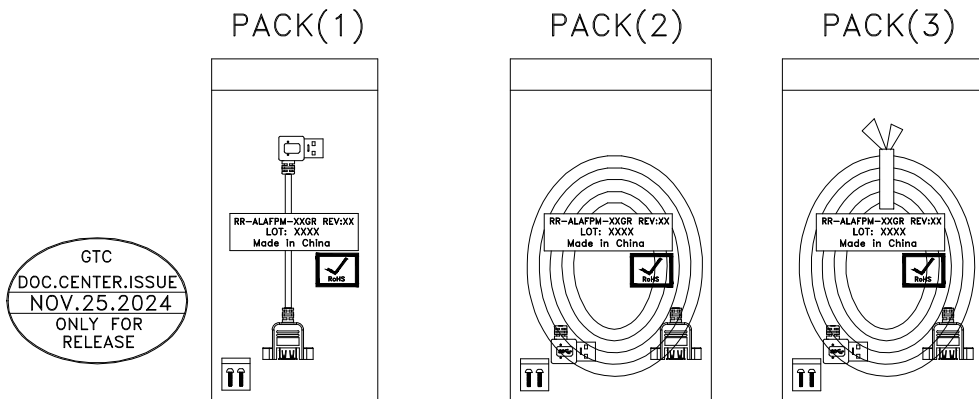
4

REV	ECN#	DESCRIPTION OF REVISION	DRAW BY DATE	CHECK BY DATE	APPROVE BY DATE
A1	ECN-200924	Add Nut Size	Lucas 09/23/20	Lucas 09/23/20	Ray 09/23/20

P/N	LENGTH(mm)	PE BAG(inch)	PACKAGE
RR-ALAFPM-06GR	153 ⁺²⁰ ₀	5.5*10	(1)
RR-ALAFPM-12GR	305 ⁺²⁰ ₀	5.5*10	(2)
RR-ALAFPM-24GR	610 ⁺³⁰ ₀	5.5*10	(2)
RR-ALAFPM-36GR	915 ⁺⁴⁰ ₀	5.5*10	(2)



NOTES:PACK EACH CABLE IN A POLY BAG
AND 25PCS IN A POLY BAG.



GTC
DOC.CENTER.ISSUE
NOV.25.2024
ONLY FOR
RELEASE

TITLE USB3.0 AM RIGHT-ANGLE LEFT TO A FEMALE				DRAWING NUMBER RR-ALAFPM-XXGR			REV. A1	
THIRD ANGLE PROJECTION	SIZE B	SCALE 1:1	DRAW / DATE Lucas 02/17/15	CHECK / DATE Ray 02/17/15	APPROVE / DATE Ray 02/17/15	TOLERANCES X.X ± 0.5 X.XX ± 0.2	UNIT mm	SHEET 3/3
						ANGLES ± 0.05 ± 1°		

USB FIREWIRE.com

THE INFORMATION CONTAINED HEREIN IS PROPRIETARY AND CONFIDENTIAL TO RR BUSINESS VENTURES, LLC. THE POSSESSOR AGREES TO THE FOLLOWING

1. MAINTAIN THIS DOCUMENT IN CONFIDENCE
2. NOT TO REPRODUCE OR COPY IT
3. NOT TO REVEAL OR PUBLISH IT IN WHOLE OR PART

1

2

3

4