

1

2

3

4

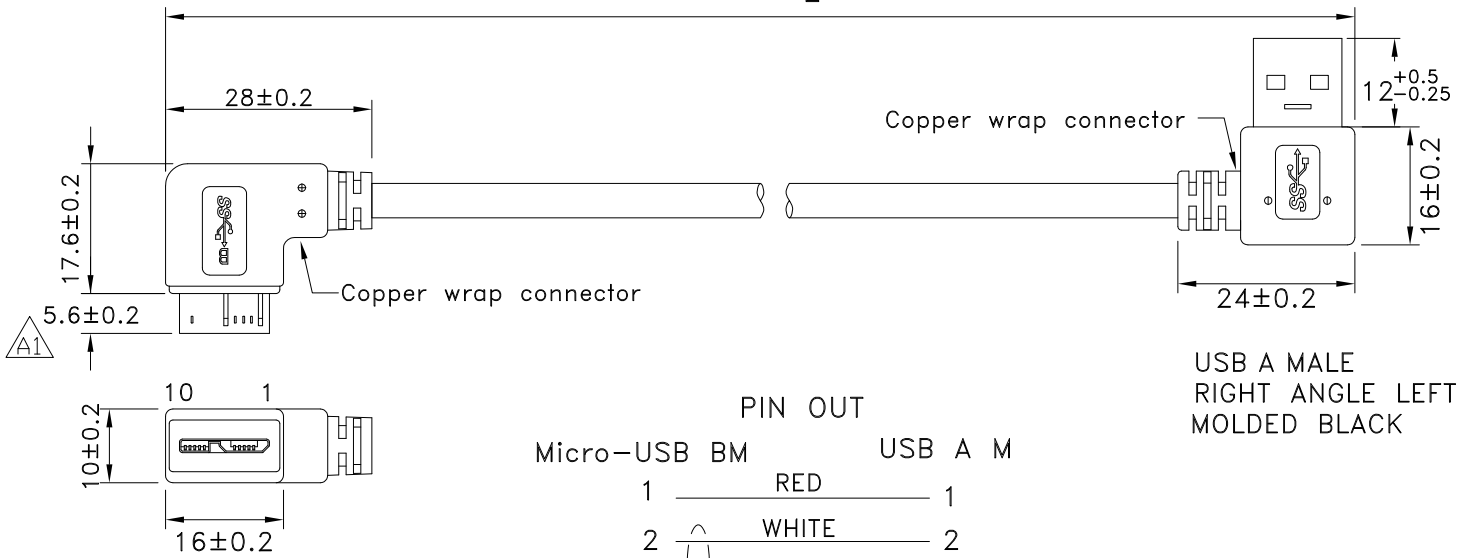
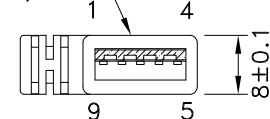
REV	ECN#	DESCRIPTION OF REVISION	DRAW BY DATE	CHECK BY DATE	APPROVE BY DATE
A1	ECN-180917	Modify Drawing	Lucas 10/03/18	Lucas 10/03/18	Ray 10/03/18

D

D

Plastic Tongue
(Black Shaded Area)

Micro USB BM
RIGHT ANGLE LEFT
MOLDED BLACK



C

C

B

B

PIN OUT

Micro-USB BM	USB A M
1 ——— RED	1
2 ——— WHITE	2
3 ——— GREEN	3
5 ——— BLACK	4
6 ——— BLUE	5
7 ——— YELLOW	6
8 ——— DRAIN	7
9 ——— PURPLE	8
10 ——— ORANGE	9
SHEEL ——— BRAID ——— SHEEL	

USB A MALE
RIGHT ANGLE LEFT
MOLDED BLACK

GTC
DOC.CENTER.ISSUE
AUG.18.2020
ONLY FOR
RELEASE

P/N	LENGTH
RR-ALML-06GR	153 ⁺²⁰ ₀
RR-ALML-09GR	229 ⁺²⁰ ₀
RR-ALML-10GR	255 ⁺³⁰ ₀
RR-ALML-20GR	508 ⁺³⁰ ₀
RR-ALML-40GR	1016 ⁺⁴⁰ ₀
RR-ALML-78GR	1980 ⁺⁶⁰ ₀

A

A

TITLE USB3.0 AM RIGHT-ANGLE LEFT TO Micro-BM RIGHT-ANGLE LEFT					DRAWING NUMBER RR-ALML-XXGR			REV. A1		
 THIRD ANGLE PROJECTION		SIZE B	SCALE 1:1	Lucas 06/23/14	Ray 06/23/14	Ray 06/23/14	X.X ± 0.5 X.XX ± 0.2	X.XXX ± 0.05 ANGLES ± 1°	mm	1/3
		DRAW / DATE	CHECK / DATE	APPROVE / DATE		TOLERANCES		UNIT	SHEET	

THE INFORMATION CONTAINED HEREIN IS PROPRIETARY AND CONFIDENTIAL TO RR BUSINESS VENTURES, LLC. THE POSSESSOR AGREES TO THE FOLLOWING

1. MAINTAIN THIS DOCUMENT IN CONFIDENCE
2. NOT TO REPRODUCE OR COPY IT
3. NOT TO REVEAL OR PUBLISH IT IN WHOLE OR PART

1

2

3

4

1

2

3

4

REV	ECN#	DESCRIPTION OF REVISION	DRAW BY DATE	CHECK BY DATE	APPROVE BY DATE
A1	ECN-180917	Modify Drawing	Lucas 10/03/18	Lucas 10/03/18	Ray 10/03/18

***CONSTRUCTION:

1.CABLE: * UL2725 (1PR/28#+EAM)*2+(1PR/28#+A)+2C/24#+AB85%
OD:5.5mm BLACKE JACKET (REV:3.0)

***CONNECTOR:

2.USB A/M: * USB A "3.0" TYPE 9PIN MALE SOLDER TYPE.(SWEETRAY P/N:CHUSB3AM03B)
* PINS: 30u GOLD PLATED OVER NICKEL.
* SHELL: STEEL WITH GOLD FLASH .
* INSULATOR: BLUE COLOR P.B.T UL 94V-0 RATED.
* MOLDED BLACK PVC 45P.

3.Micro-USB B/M: * MICRO-USB B "3.0" TYPE 10PIN MALE SOLDER TYPE.(SWEETRAY P/N:CHMICROUSB3BM01E)
* PINS: 30u GOLD PLATED OVER NICKEL.
* SHELL: STEEL WITH GOLD FLASH .
* INSULATOR: BLACK COLOR P.B.T UL 94V-0 RATED.
* MOLDED BLACK PVC 45P.

4.TEST: * CT: 2 ohm IS: 5M ohm.

5.PACKING: * PACK EACH CABLE IN A POLY BAG AND 25PCS IN A POLY BAG.

6.MATERIAL: * MATERIAL WITH RoHS GRADE.



TITLE USB3.0 AM RIGHT-ANGLE LEFT TO Micro-BM RIGHT-ANGLE LEFT						DRAWING NUMBER RR-ALML-XXGR			REV. A1
DD NOT SCALE DRAWINGS	B	1:1	Lucas 06/23/14	Ray 06/23/14	Ray 06/23/14	X.X ± 0.5 X.XX ± 0.2	X.XXX ± 0.05 ANGLES ± 1°	mm	2/3
THIRD ANGLE PROJECTION	SIZE	SCALE	DRAW / DATE	CHECK / DATE	APPROVE / DATE	TOLERANCES		UNIT	SHEET

THE INFORMATION CONTAINED HEREIN IS PROPRIETARY AND CONFIDENTIAL TO RR BUSINESS VENTURES, LLC. THE POSSESSOR AGREES TO THE FOLLOWING

1. MAINTAIN THIS DOCUMENT IN CONFIDENCE
2. NOT TO REPRODUCE OR COPY IT
3. NOT TO REVEAL OR PUBLISH IT IN WHOLE OR PART

1

2

3

4

1

2

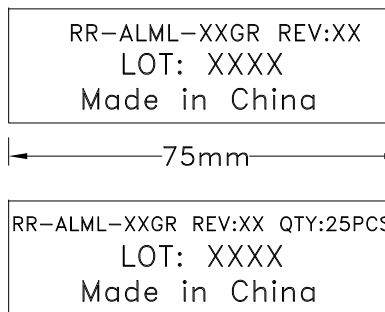
3

4

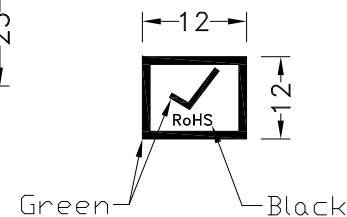
REV	ECN#	DESCRIPTION OF REVISION	DRAW BY DATE	CHECK BY DATE	APPROVE BY DATE
A1	ECN-180917	Modify Drawing	Lucas 10/03/18	Lucas 10/03/18	Ray 10/03/18

P/N	LENGTH(mm)	PE BAG(Inch)	PACKAGE
RR-ALML-06GR	153 ⁺²⁰ ₀	5.5"*10	(1)
RR-ALML-09GR	229 ⁺²⁰ ₀	5.5"*10	(2)
RR-ALML-10GR	255 ⁺³⁰ ₀	5.5"*10	(2)
RR-ALML-20GR	508 ⁺³⁰ ₀	5.5"*10	(2)
RR-ALML-40GR	1016 ⁺⁴⁰ ₀	5.5"*10	(2)
RR-ALML-78GR	1980 ⁺⁶⁰ ₀	5.5"*10	(3)

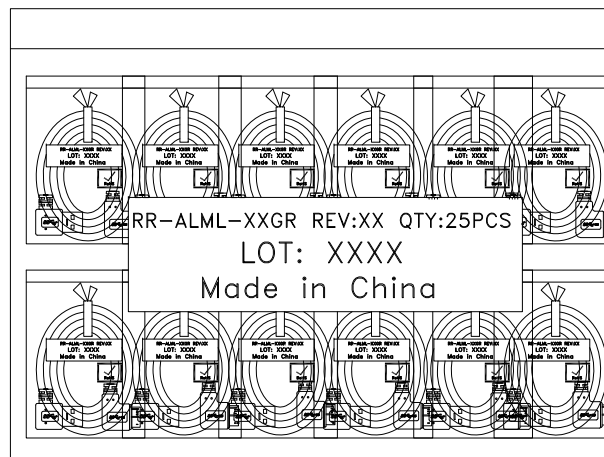
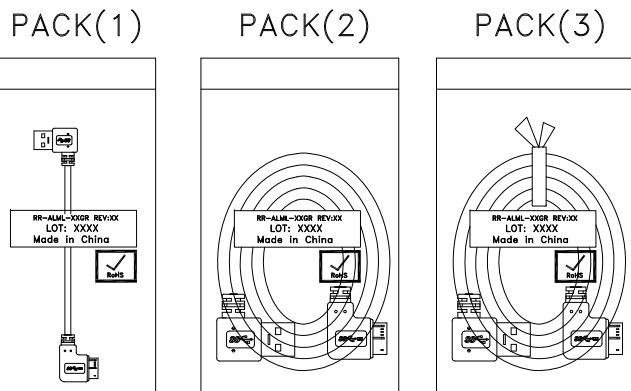
PE BAG LABEL



RoHS LABEL



NOTES:PACK EACH CABLE IN A POLY BAG AND 25PCS IN A POLY BAG.



GTC
DOC.CENTER.ISSUE
AUG.18.2020
ONLY FOR
RELEASE

TITLE USB3.0 AM RIGHT-ANGLE LEFT TO Micro-BM RIGHT-ANGLE LEFT						DRAWING NUMBER RR-ALML-XXGR			REV. A1	
THIRD ANGLE PROJECTION	SIZE B	SCALE 1:1	DRAW / DATE Lucas 06/23/14	CHECK / DATE Ray 06/23/14	APPROVE / DATE Ray 06/23/14	TOLERANCES X.X ± 0.5 X.XX ± 0.2		ANGLES X.XXX ± 0.05 ± 1°	UNIT mm	SHEET 3/3

THE INFORMATION CONTAINED HEREIN IS PROPRIETARY AND CONFIDENTIAL TO RR BUSINESS VENTURES, LLC. THE POSSESSOR AGREES TO THE FOLLOWING

1. MAINTAIN THIS DOCUMENT IN CONFIDENCE
2. NOT TO REPRODUCE OR COPY IT
3. NOT TO REVEAL OR PUBLISH IT IN WHOLE OR PART

1

2

3

4