

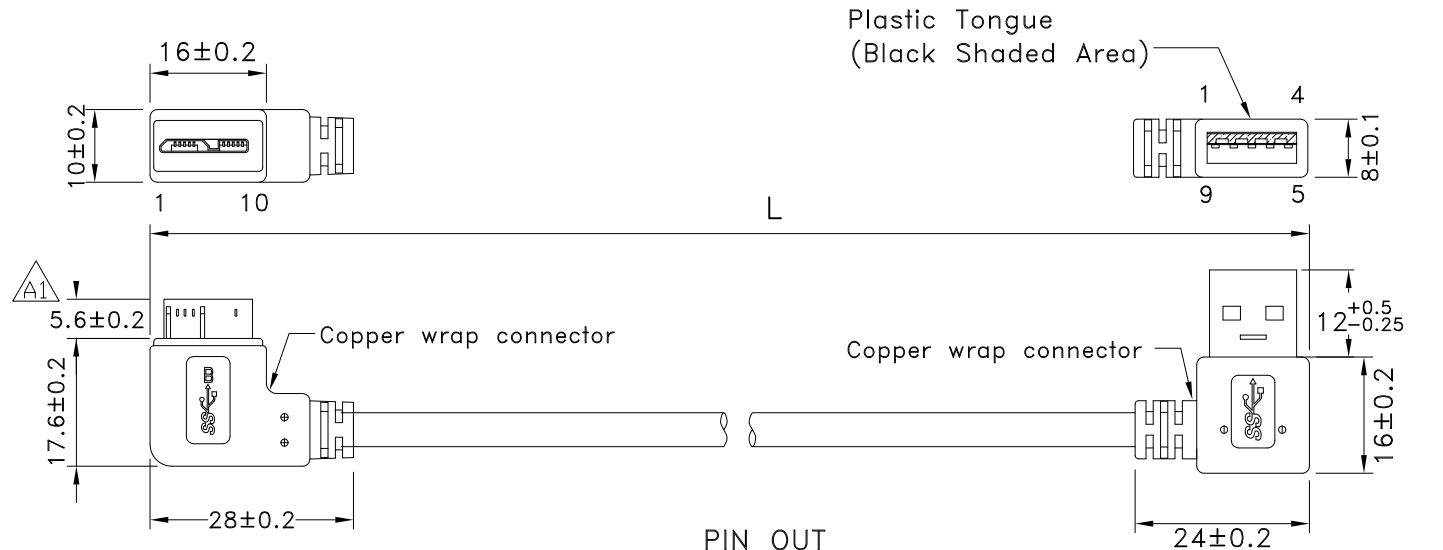
1

2

3

4

REV	ECN#	DESCRIPTION OF REVISION	DRAW BY DATE	CHECK BY DATE	APPROVE BY DATE
A1	ECN-180917	Modify Drawing	Lucas 10/03/18	Lucas 10/03/18	Ray 10/03/18



Micro USB BM
RIGHT ANGLE RIGHT
MOLDED BLACK


Micro-USB BM		USB A M	
1	RED	1	
2	WHITE	2	
3	GREEN	3	
5	BLACK	4	
6	BLUE	5	
7	YELLOW	6	
8	DRAIN	7	
9	PURPLE	8	
10	ORANGE	9	
	BRAID		
SHEEL		SHEEL	

USB A MALE
RIGHT ANGLE LEFT
MOLDED BLACK



P/N	LENGTH
RR-ALMR-06GR	153 ⁺²⁰ ₋₀
RR-ALMR-7.5GR	191 ⁺²⁰ ₋₀
RR-ALMR-10GR	255 ⁺³⁰ ₋₀
RR-ALMR-20GR	508 ⁺³⁰ ₋₀
RR-ALMR-40GR	1016 ⁺⁴⁰ ₋₀
RR-ALMR-78GR	1980 ⁺⁶⁰ ₋₀

TITLE					DRAWING NUMBER			REV.	
USB3.0 AM RIGHT-ANGLE LEFT TO Micro-BM RIGHT-ANGLE RIGHT					RR-ALMR-XXGR			A1	
DO NOT SCALE DRAWINGS	B	1:1	Lucas 05/05/14	Ray 05/05/14	Ray 05/05/14	X.X ± 0.5 X.XX ± 0.2	X.XXX ± 0.05 ANGLES ± 1°	mm	1/3
THIRD ANGLE PROJECTION	SIZE	SCALE	DRAW / DATE	CHECK / DATE	APPROVE / DATE	TOLERANCES		UNIT	SHEET


USB FIREWIRE.com

THE INFORMATION CONTAINED HEREIN IS PROPRIETARY AND CONFIDENTIAL TO RR BUSINESS VENTURES, LLC. THE POSSESSOR AGREES TO THE FOLLOWING

1. MAINTAIN THIS DOCUMENT IN CONFIDENCE
2. NOT TO REPRODUCE OR COPY IT
3. NOT TO REVEAL OR PUBLISH IT IN WHOLE OR PART

1

2

3

4

1

2

3

4

REV	ECN#	DESCRIPTION OF REVISION	DRAW BY DATE	CHECK BY DATE	APPROVE BY DATE
A1	ECN-180917	Modify Drawing	Lucas 10/03/18	Lucas 10/03/18	Ray 10/03/18

***CONSTRUCTION:

1.CABLE: * UL2725 (1PR/28#+EAM)*2+(1PR/28#+A)+2C/24#+AB85%
OD:5.5mm BLACKE JACKET (REV:3.0)

***CONNECTOR:

2.USB A/M: * USB A "3.0" TYPE 9PIN MALE SOLDER TYPE.(SWEETRAY P/N:CHUSB3AM03B)
* PINS: 30u GOLD PLATED OVER NICKEL.
* SHELL: STEEL WITH GOLD FLASH .
* INSULATOR: BLUE COLOR P.B.T UL 94V-0 RATED.
* MOLDED BLACK PVC 45P.

3.Micro-USB B/M: * MICRO-USB B "3.0" TYPE 10PIN MALE SOLDER TYPE.(SWEETRAY P/N:CHMICROUSB3BM01E)
* PINS: 30u GOLD PLATED OVER NICKEL.
* SHELL: STEEL WITH GOLD FLASH .
* INSULATOR: BLACK COLOR P.B.T UL 94V-0 RATED.
* MOLDED BLACK PVC 45P.

4.TEST: * CT: 2 ohm IS: 5M ohm.

5.PACKING: * PACK EACH CABLE IN A POLY BAG AND 25PCS IN A POLY BAG.

6.MATERIAL: * MATERIAL WITH RoHS GRADE.



TITLE USB3.0 AM RIGHT-ANGLE LEFT TO Micro-BM RIGHT-ANGLE RIGHT						DRAWING NUMBER RR-ALMR-XXGR			REV. A1
	B	1:1	Lucas 05/05/14	Ray 05/05/14	Ray 05/05/14	X.X ± 0.5 X.XX ± 0.2	X.XXX ± 0.05 ANGLES ± 1°	mm	2/3
THIRD ANGLE PROJECTION	SIZE	SCALE	DRAW / DATE	CHECK / DATE	APPROVE / DATE	TOLERANCES		UNIT	SHEET

THE INFORMATION CONTAINED HEREIN IS PROPRIETARY AND CONFIDENTIAL TO RR BUSINESS VENTURES, LLC. THE POSSESSOR AGREES TO THE FOLLOWING
1. MAINTAIN THIS DOCUMENT IN CONFIDENCE
2. NOT TO REPRODUCE OR COPY IT
3. NOT TO REVEAL OR PUBLISH IT IN WHOLE OR PART

1

2

3

4

1

2

3

4

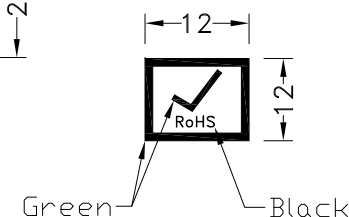
REV	ECN#	DESCRIPTION OF REVISION	DRAW BY DATE	CHECK BY DATE	APPROVE BY DATE
A1	ECN-180917	Modify Drawing	Lucas 10/03/18	Lucas 10/03/18	Ray 10/03/18

P/N	LENGTH(mm)	PE BAG(Inch)	PACKAGE
RR-ALMR-06GR	153 ⁺²⁰ ₋₀	5.5"*10	(1)
RR-ALMR-7.5GR	191 ⁺²⁰ ₋₀	5.5"*10	(2)
RR-ALMR-10GR	255 ⁺³⁰ ₋₀	5.5"*10	(2)
RR-ALMR-20GR	508 ⁺³⁰ ₋₀	5.5"*10	(2)
RR-ALMR-40GR	1016 ⁺⁴⁰ ₋₀	5.5"*10	(2)
RR-ALMR-78GR	1980 ⁺⁶⁰ ₋₀	5.5"*10	(3)

PE BAG LABEL

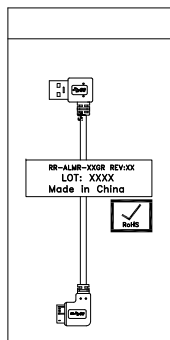


RoHS LABEL

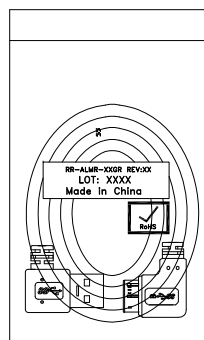


NOTES:PACK EACH CABLE IN A POLY BAG AND 25PCS IN A POLY BAG.

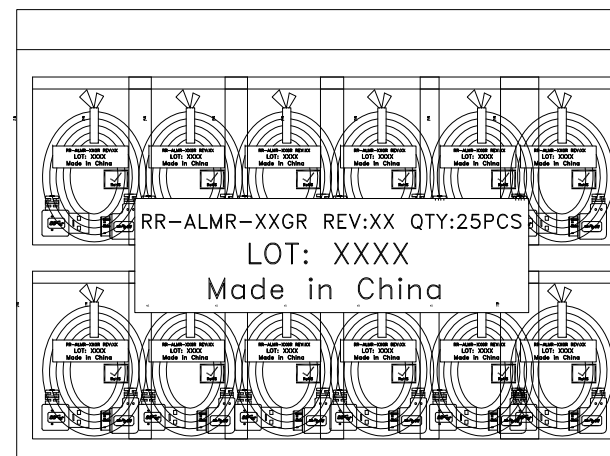
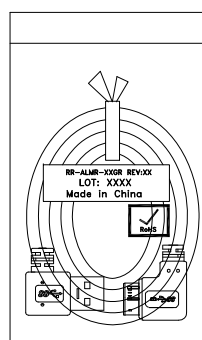
PACK(1)



PACK(2)



PACK(3)



GTC
 DOC.CENTER.ISSUE
 DEC.03.2018
 ONLY FOR
 RELEASE

TITLE USB3.0 AM RIGHT-ANGLE LEFT TO Micro-BM RIGHT-ANGLE RIGHT					DRAWING NUMBER RR-ALMR-XXGR			REV. A1
THIRD ANGLE PROJECTION	SIZE B	SCALE 1:1	DRAW / DATE Lucas 05/05/14	CHECK / DATE Ray 05/05/14	APPROVE / DATE Ray 05/05/14	TOLERANCES X.X ± 0.5 X.XX ± 0.2	UNIT mm	SHEET 3/3
						TOLERANCES		SHEET

THE INFORMATION CONTAINED HEREIN IS PROPRIETARY AND CONFIDENTIAL TO RR BUSINESS VENTURES, LLC. THE POSSESSOR AGREES TO THE FOLLOWING

1. MAINTAIN THIS DOCUMENT IN CONFIDENCE
2. NOT TO REPRODUCE OR COPY IT
3. NOT TO REVEAL OR PUBLISH IT IN WHOLE OR PART

1

2

3

4