

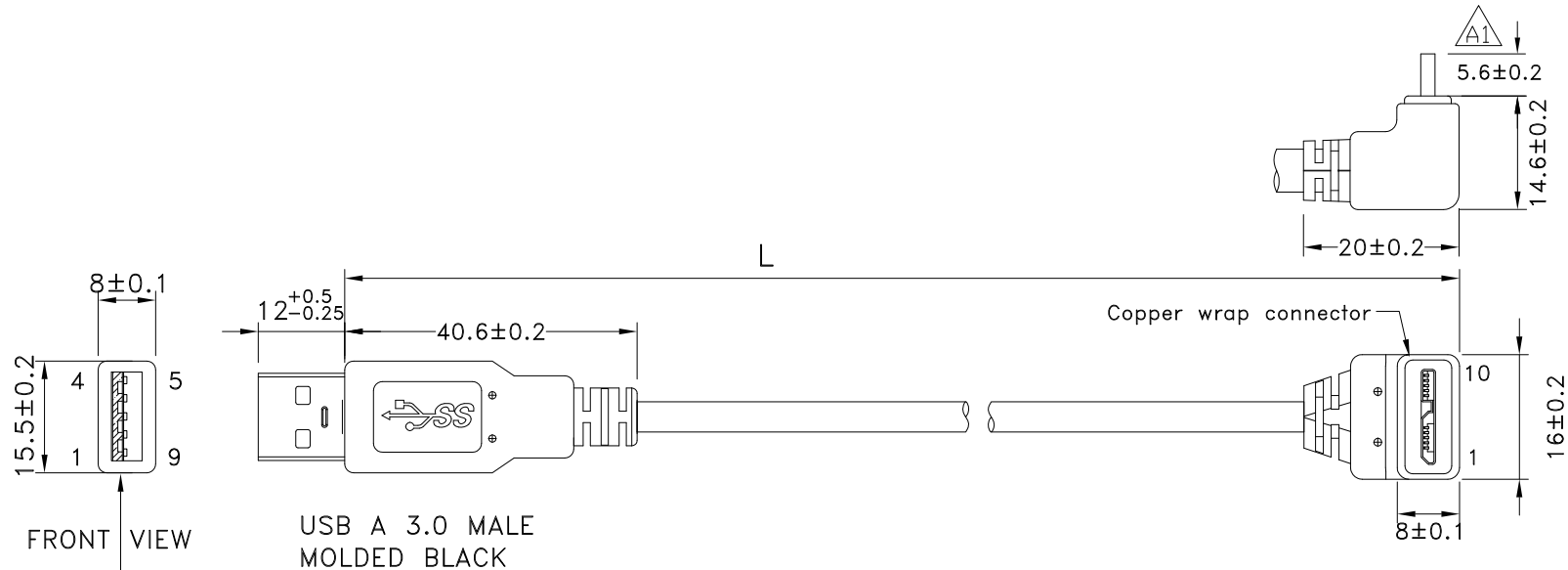
1

2

3

4

REV	ECN#	DESCRIPTION OF REVISION	DRAW BY DATE	CHECK BY DATE	APPROVE BY DATE
A1	ECN-180918	Modify Drawing	Lucas 10/02/18	Lucas 10/02/18	Ray 10/02/18



FRONT VIEW

USB A 3.0 MALE
MOLDED BLACK

Plastic Tongue
(Black Shaded Area)

Copper wrap connector

Micro USB BM
RIGHT ANGLE DOWN
MOLDED BLACK

PIN OUT

USB A M		Micro-USB BM
1	RED	1
2	WHITE	2
3	GREEN	3
4	BLACK	5
5	BLUE	6
6	YELLOW	7
7	DRAIN	8
8	PURPLE	9
9	ORANGE	10
SHEEL	BRAID	SHEEL



P/N	LENGTH
RR-ASMD-06GR	153 ⁺²⁰ ₋₀
RR-ASMD-10GR	255 ⁺³⁰ ₋₀
RR-ASMD-20GR	508 ⁺³⁰ ₋₀
RR-ASMD-78GR	1980 ⁺⁶⁰ ₋₀
RR-ASMD-180GR	4575 ⁺⁸⁰ ₋₀

TITLE USB3.0 AM TO Micro-BM RIGHT ANGLE DOWN					DRAWING NUMBER RR-ASMD-XXGR			REV. A1	
THIRD ANGLE PROJECTION	SIZE B	SCALE 1:1	DRAW / DATE Lucas 06/23/14	CHECK / DATE Ray 06/23/14	APPROVE / DATE Ray 06/23/14	TOLERANCES X.X ± 0.5 X.XX ± 0.2		UNIT mm	SHEET 1/3

THE INFORMATION CONTAINED HEREIN IS PROPRIETARY AND CONFIDENTIAL TO RR BUSINESS VENTURES, LLC. THE POSSESSOR AGREES TO THE FOLLOWING

1. MAINTAIN THIS DOCUMENT IN CONFIDENCE
2. NOT TO REPRODUCE OR COPY IT
3. NOT TO REVEAL OR PUBLISH IT IN WHOLE OR PART

1

2

3

4

1

2

3

4

REV	ECN#	DESCRIPTION OF REVISION	DRAW BY DATE	CHECK BY DATE	APPROVE BY DATE
A1	ECN-180918	Modify Drawing	Lucas 10/02/18	Lucas 10/02/18	Ray 10/02/18

***CONSTRUCTION:

1.CABLE: * UL2725 (1PR/28#+EAM)*2+(1PR/28#+A)+2C/24#+AB85%
OD:5.5mm BLACKE JACKET (REV:3.0)

***CONNECTOR:

2.USB A/M: * USB A "3.0" TYPE 9PIN MALE SOLDER TYPE.(NEW-CONN P/N:06801508M5CA)
* PINS: 30u GOLD PLATED OVER NICKEL.
* SHELL: STEEL WITH GOLD FLASH .
* INSULATOR: BLUE COLOR P.B.T UL 94V-0 RATED.
* MOLDED BLACK PVC 45P.

3.Micro-USB B/M: * MICRO-USB B "3.0" TYPE 10PIN MALE SOLDER TYPE.(SWEETRAY P/N:CHMICROUSB3BM01E)
* PINS: 30u GOLD PLATED OVER NICKEL.
* SHELL: STEEL WITH GOLD FLASH .
* INSULATOR: BLACK COLOR P.B.T UL 94V-0 RATED.
* MOLDED BLACK PVC 45P.

4.TEST: * CT: 2 ohm IS: 5M ohm.
5.PACKING: * PACK EACH CABLE IN A POLY BAG AND 25PCS IN A POLY BAG.
6.MATERIAL: * MATERIAL WITH RoHS GRADE.



TITLE USB3.0 AM TO Micro-BM RIGHT ANGLE DOWN						DRAWING NUMBER RR-ASMD-XXGR			REV. A1
DO NOT SCALE DRAWINGS	B	1:1	Lucas 06/23/14	Ray 06/23/14	Ray 06/23/14	X.X ± 0.5 X.XX ± 0.2	X.XXX ± 0.05 ANGLES ± 1°	mm	2/3
THIRD ANGLE PROJECTION	SIZE	SCALE	DRAW / DATE	CHECK / DATE	APPROVE / DATE	TOLERANCES		UNIT	SHEET

THE INFORMATION CONTAINED HEREIN IS PROPRIETARY AND CONFIDENTIAL TO RR BUSINESS VENTURES, LLC. THE POSSESSOR AGREES TO THE FOLLOWING

1. MAINTAIN THIS DOCUMENT IN CONFIDENCE
2. NOT TO REPRODUCE OR COPY IT
3. NOT TO REVEAL OR PUBLISH IT IN WHOLE OR PART

1

2

3

4

1

2

3

4

REV	ECN#	DESCRIPTION OF REVISION	DRAW BY DATE	CHECK BY DATE	APPROVE BY DATE
A1	ECN-180918	Modify Drawing	Lucas 10/02/18	Lucas 10/02/18	Ray 10/02/18

P/N	LENGTH(mm)	PE BAG(Inch)	PACKAGE
RR-ASMD-06GR	153 ⁺²⁰ ₋₀	5.5"*10	(1)
RR-ASMD-10GR	255 ⁺³⁰ ₋₀	5.5"*10	(2)
RR-ASMD-20GR	508 ⁺³⁰ ₋₀	5.5"*10	(2)
RR-ASMD-78GR	1980 ⁺⁶⁰ ₋₀	5.5"*10	(3)
RR-ASMD-180GR	4575 ⁺⁸⁰ ₋₀	5.5"*10	(3)

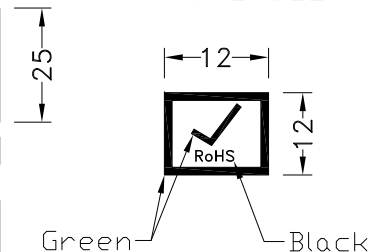
PE BAG LABEL

RR-ASMD-XXGR REV:XX
 LOT: XXXX
 Made in China

75mm

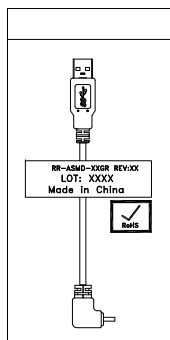
RR-ASMD-XXGR REV:XX QTY:25PCS
 LOT: XXXX
 Made in China

RoHS LABEL

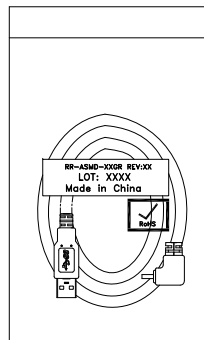


NOTES:PACK EACH CABLE IN A POLY BAG AND 25PCS IN A POLY BAG.

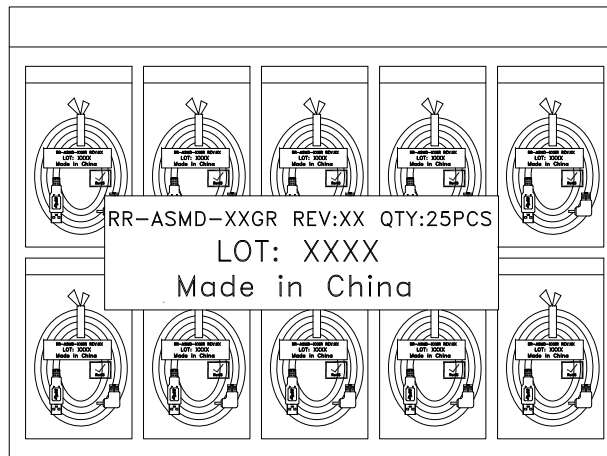
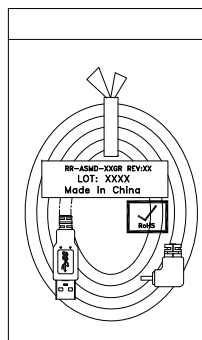
PACK(1)




PACK(2)



PACK(3)



TITLE USB3.0 AM TO Micro-BM RIGHT ANGLE DOWN					DRAWING NUMBER RR-ASMD-XXGR			REV. A1	
THIRD ANGLE PROJECTION	SIZE B	SCALE 1:1	DRAW / DATE Lucas 06/23/14	CHECK / DATE Ray 06/23/14	APPROVE / DATE Ray 06/23/14	TOLERANCES X.X ± 0.5 X.XX ± 0.2	ANGLES X.XXX ± 0.05 X.X ± 1°	UNIT mm	SHEET 3/3


USB FIREWIRE.com

THE INFORMATION CONTAINED HEREIN IS PROPRIETARY AND CONFIDENTIAL TO RR BUSINESS VENTURES, LLC. THE POSSESSOR AGREES TO THE FOLLOWING

1. MAINTAIN THIS DOCUMENT IN CONFIDENCE
2. NOT TO REPRODUCE OR COPY IT
3. NOT TO REVEAL OR PUBLISH IT IN WHOLE OR PART

1

2

3

4