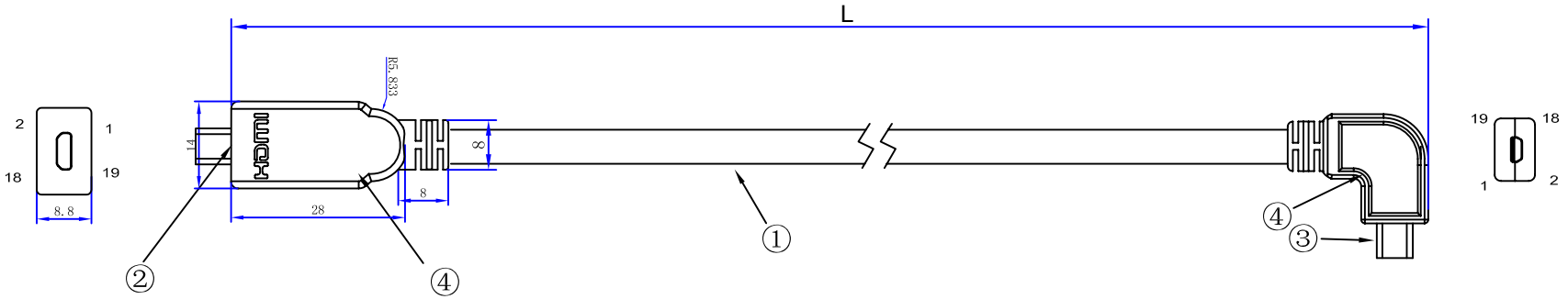

PIN ASSIGNMENT

HDMI 19M(D)	HDMI 19M(D)	
3	3	TMDS Data2+
5	5	TMDS Data2-
6	6	TMDS Data1+
8	8	TMDS Data1-
7	7	TMDS Data1 Shield
9	9	TMDS Data0+
11	11	TMDS Data0-
12	12	TMDS Clock+
14	14	TMDS Clock-

PIN ASSIGNMENT

HDMI 19M(D)	HDMI 19M(D)	
15	15	CEC
17	17	SCL
18	18	SDA
19	19	+5V Power
2	2	Utility
1	1	Hot Pulg detect
16	16	DDC/CEC Ground
Braid Shell	Shell	

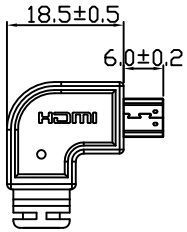

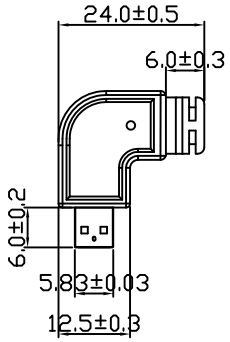

ROHS Compliant

NO	Descriptron	Q'TY	Unit
4	65P Black PVC		
3	HDMI DM(Golden)		
2	HDMI DM(Golden)		
1	(1P*30AWG+AL)*5C+5C*30AWG+D+AL OD4.5 Black		

Tolerance, Unless Otherwise Specified	
UP TO 5	±0.2
ABOVE 5 --30	±0.3
ABOVE 30--50	±0.4
ABOVE 50	±0.5
ANGLE	±3°

USBFIREWIRE.com

THE INFORMATION CONTAINED HEREIN IS THE PROPRIETARY INFORMATION OF RR BUSINESS VENTURES, LLC. THE POSSESSOR AGREES TO MAINTAIN THIS DOCUMENT IN CONFIDENCE; NOT REPRODUCE IT OR COPY IT, AND NOT TO REVEAL OR PUBLISH IT IN WHOLE OR PART.
COPYRIGHT © 2019

DRAW:		TITLE	HDMI DM TO DM
CHEDKED:		PART NO.	RR-7L-7S-XXGX
APPROVED:		DRAW NO.	
DATE		SCALE	1:1
		UNIT	mm