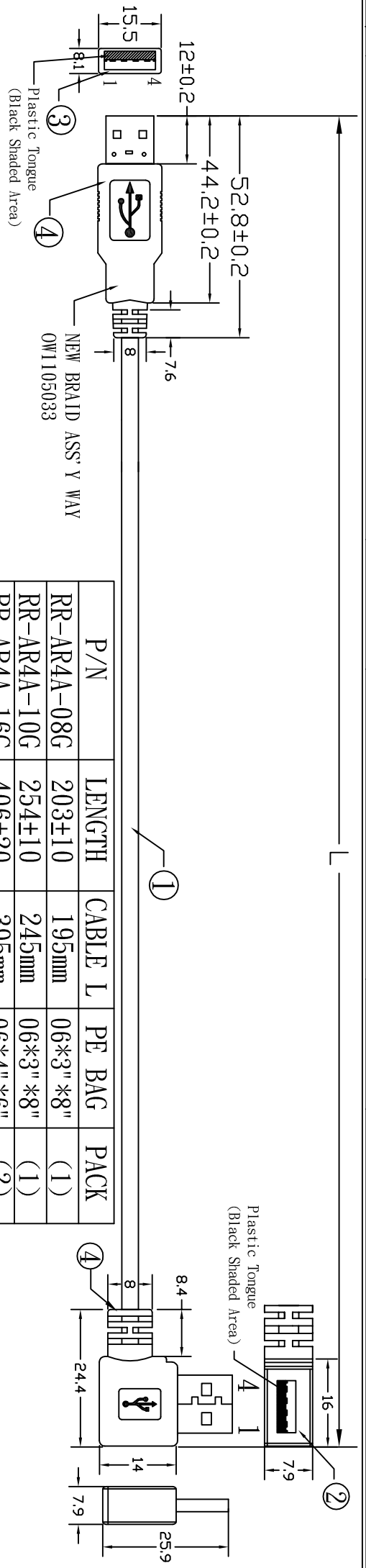
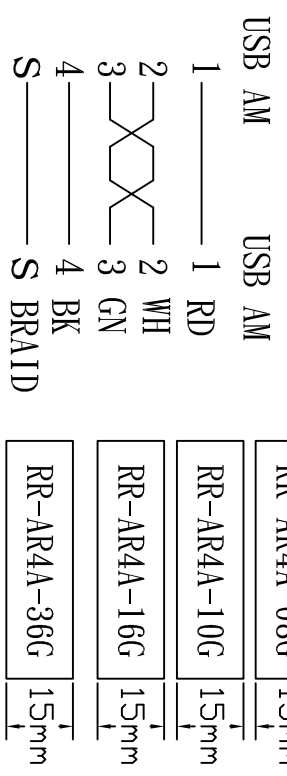


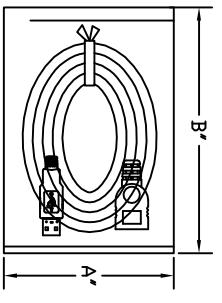
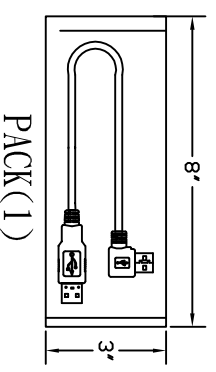
CHANGE VERSION	REMARKS	C	11/05/25	ADD P/N	F	15/07/20	ADD P/N	CHANGE PACKAGE
A	08/06/03 REL	D	11/10/07	CHANGE CABLE	G	17/03/24	ADD P/N	
B	11/05/17 ADD P/N, BRAID WAY	E	13/03/01	REMOVE STICKER, CHANGE CABLE	H			



PIN OUT :



P/N	LENGTH	CABLE L	PE BAG	PACK
RR-AR4A-08G	203±10	195mm	06*3" *8"	(1)
RR-AR4A-10G	254±10	245mm	06*3" *8"	(1)
RR-AR4A-16G	406±20	395mm	06*4" *6"	(2)
RR-AR4A-36G	914±30	905mm	06*4" *6"	(2)
RR-AR4A-97G	2464±50	2455mm	06*6" *8"	(2)
RR-AR4A-133G	3378±60	3370mm	06*6" *8"	(2)



**MATERIAL LIST :**

NO.	P/NAME	DESCRIPTION	Q' TY
1	WIRE	UL2725 28AWG(7/0.12 TC)*1P+24AWG(7/0.20 TC)*2C+AL+1(TC)+B(16*4/0.10 TC) OD:5.0±0.15 BLACK (B792) 2.0 (CHINGJUNG)	1
2	PLUG	USB" A" TYPE MALE GOLD PLATED SHORT TYPE	1
3	PLUG	USB" A" TYPE MALE GOLD PLATED	1
4	PVC	45P BLACK (B792)PVC	12g
5	PACKAGE	IPCE/PE BAG:06*A"*B" + P/N STICKER	1

P/N STICKER

MOLD TOOL NO.		USB AM 90° A110-557-001	
FILE NAME		OM0806002	
DATE		17/03/24	
CUSTOMER		CUSTOMER P/N	
SCALE		UNIT	
G		MM	
CHECKED BY		APPROVED BY	
MARCOS			

**ROHS**

DRAWN BY

CHECKED BY

CONFIRMED BY

CHECKED BY

APPROVED BY



THE INFORMATION CONTAINED HEREIN IS THE PROPRIETARY INFORMATION OF USB FIREWIRE INC. THE USER OR POSSESSOR AGREES TO MAINTAIN THIS DOCUMENT IN CONFIDENTIALITY AND NOT TO REPRODUCE OR TRANSMIT IN ANY MANNER WITHOUT THE WRITTEN PERMISSION OF USB FIREWIRE INC. COPYRIGHT © 2010