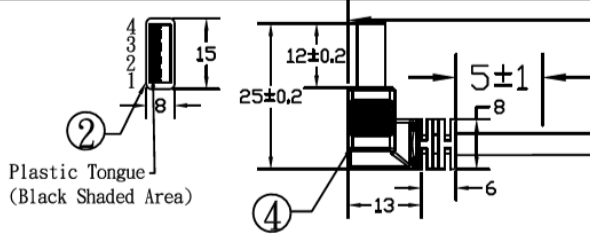
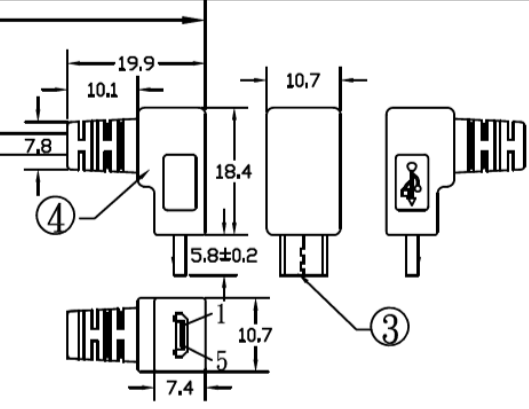


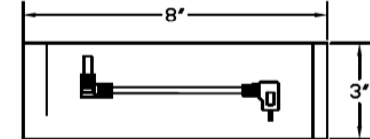
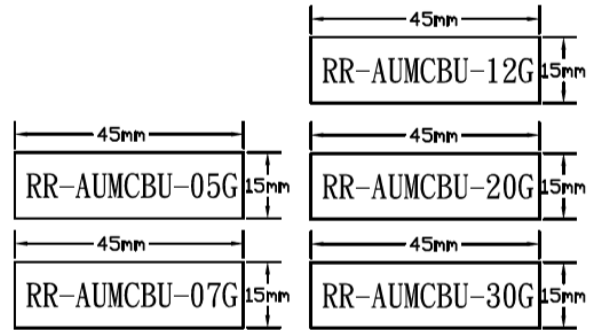
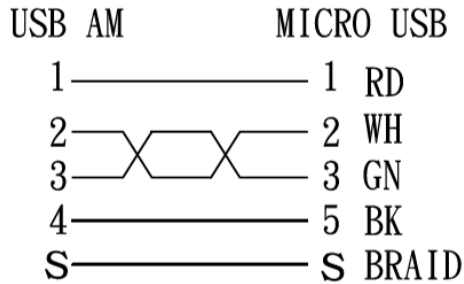
CHANGE VERSION	REMARKS	C	14/08/26	CHANGE CABLE, PACKAGE, ADD P/N
A	10/02/05		REL	
B	11/10/07		CHANGE CABLE	
		D	14/12/22	ADD P/N
		E		



P/N	LENGTH	PACK	PE BAG
RR-AUMCBU-05G	127±10	(1)	06*3"*8"
RR-AUMCBU-07G	178±10	(2)	06*3"*8"
RR-AUMCBU-12G	305±20	(2)	06*3"*8"
RR-AUMCBU-20G	508±20	(3)	06*5"*7"
RR-AUMCBU-30G	762±30	(3)	06*5"*7"



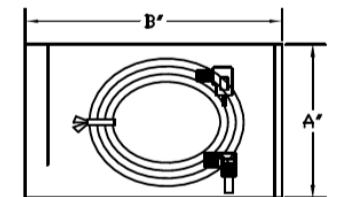
PIN OUT :



PACK (1)



PACK (2)



PACK (3)

P/N STICKER

MATERIAL LIST :

NO.	P/NAME	DESCRIPTION	Q' TY
1	WIRE	UL2725 28AWG(7/0.12 TC)*1P+24AWG(7/0.20 TC)*2C+AL+1(TC)+B(16*4/0.10 TC) OD:5.0±0.15 BLACK (B792) 2.0 (CHINGLUNG)	1
2	PLUG	USB"A" TYPE MALE GOLD PLATED SHORT TYPE	1
3	PLUG	MICRO USB"B" TYPE 5P MALE GOLD PLATED SHORT TYPE	1
4	PVC	45P BLACK (B792)PVC	12g
5	PACKAGE	1PCE/PE BAG:06*A"*B"+ P/N STICKER	1

MOLD TOOL NO.	www.USBFireWire.com		
"A" TYPE A110-459-001			
MICRO USB 90° A110-587-001	SCALE	UNIT	REV
		MM	D
FILE NAME	CUSTOMER		
OW1002006			
DATE	CUSTOMER P/N		
14/12/22	RR-AUMCBU-XXG		

RoHS	DRAWN BY
	MARCOS
CHECKED BY	
CONFIRMED BY	
CHECKED BY	
APPROVED BY	