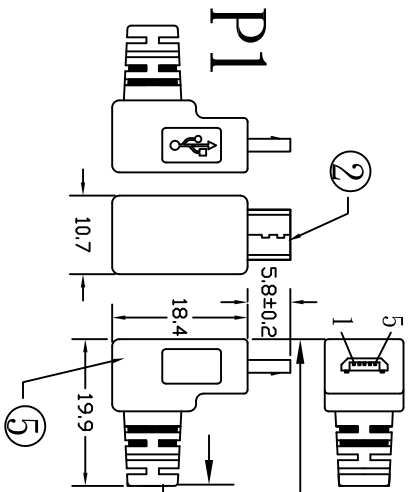
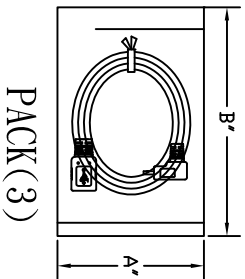
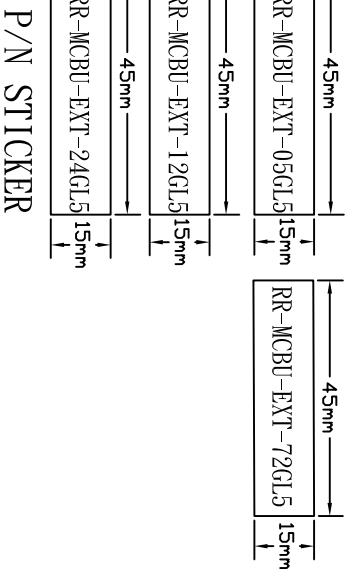
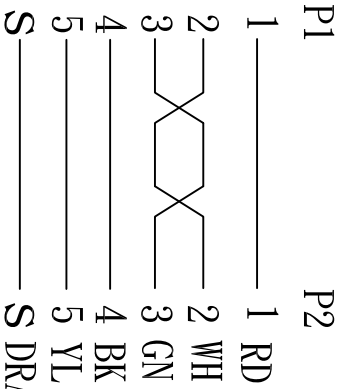


CHANGE VERSION	REMARKS	C	14/08/07	CHANGE CABLE PACKAGE, REMOVE STICKER
A 09/09/08	REL	D		
B 11/10/07	CHANGE CABLE	E		

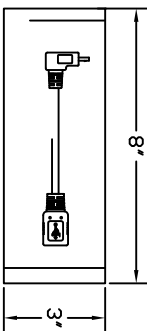


P/N	LENGTH	PACK	PE BAG
RR-MCBU-EXT-05GL5	127±10	(1)	06*3"*8"
RR-MCBU-EXT-12GL5	305±20	(2)	06*3"*8"
RR-MCBU-EXT-24GL5	610±30	(3)	06*4"*6"
RR-MCBU-EXT-72GL5	1830±50	(3)	06*6"*8"

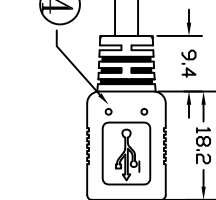
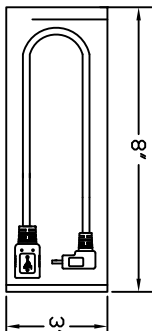
PIN OUT :



PACK(1)



PACK(2)



P2

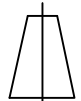
MATERIAL LIST :

NO.	P/NAME	DESCRIPTION	Q' TY
1	WIRE	UL2725 28AWG(7/0.12 TC)*1P+24AWG(7/0.20 TC)*3C+AL+1(TC)+B(16*4/0.10 TC) OD:5.0±0.15 BLACK (B792) (COPARTNER)	1
2	PLUG	MICRO USB"B"TYPE 5P MALE GOLD PLATED SHORT TYPE	1
3	PLUG	MICRO USB"B"TYPE 5P FEMALE GOLD PLATED	1
4	PVC	LD PE	1.5g
5	PVC	45P BLACK (B792)PVC	12g
6	PCB	PCB FOR MICRO USB FEMALE	1
7	PACKAGE	IPCE/PE BAG:06*A"*B"+ P/N STICKER	1

MOLD TOOL NO.

MICRO USB MALE
A110-587-001
MICRO USB FEMALE
A110-592-001
B120-278-001
HOOD
G160-038-001

www.USBFireWire.com



FILE NAME

OW0909015

CUSTOMER

DATE

14/08/07

CUSTOMER P/N

APPROVED BY

DRAWN BY

MARCOS

CHECKED BY

CONFIRMED BY

CHECKED BY

APPROVED BY

ROHS